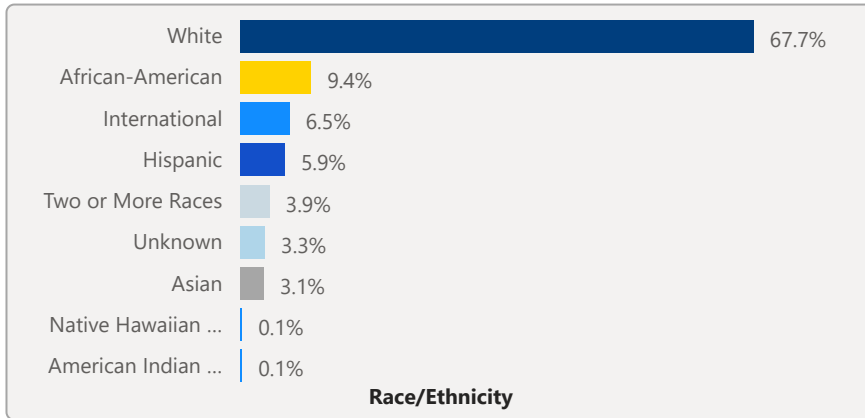
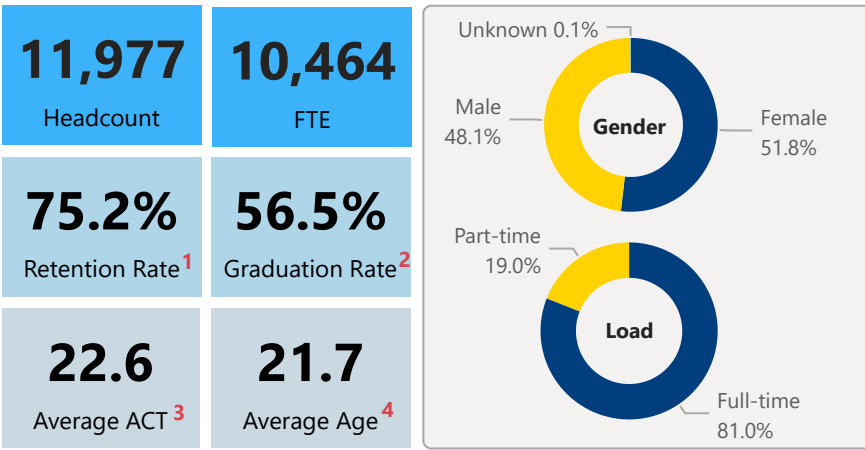


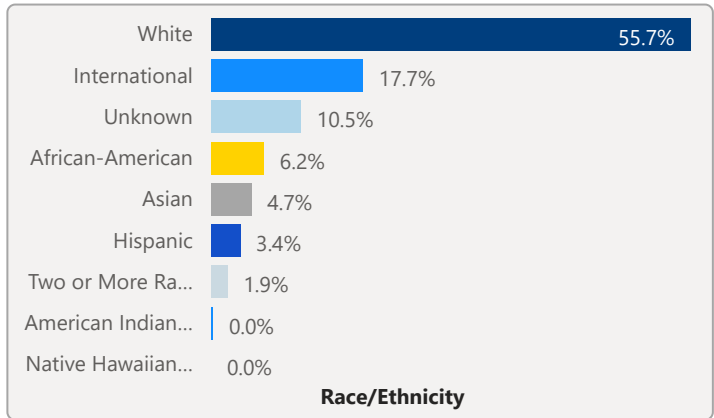
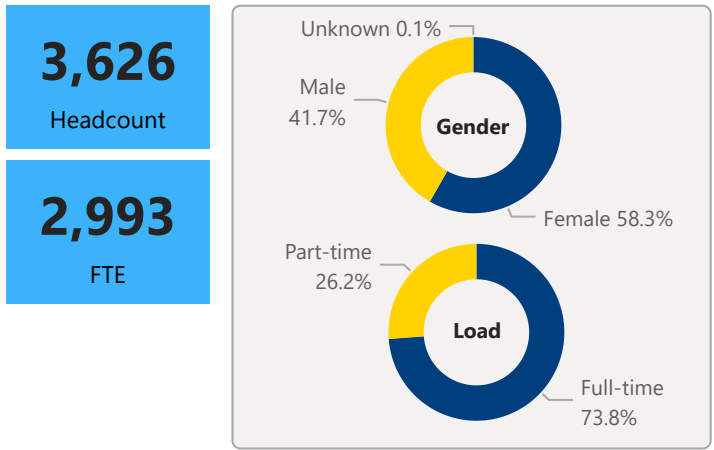
STUDENT ENROLLMENT FALL 2022

TOTAL: 15,603

UNDERGRADUATE



GRADUATE



ACADEMIC PROGRAMS 2021-22

- 68 Specialist & Certificate Programs
- 111 Associate's & Bachelor's Programs
- 94 Master's Programs
- 43 Doctoral & First-Professional Programs

EMPLOYEE HEADCOUNT FALL 2022

TOTAL: 5,957

GENDER	FACULTY		GA		STAFF ⁵	
	Count	Percent	Count	Percent	Count	Percent
Female	671	47.7%	400	52.8%	2,555	67.4%
Male	737	52.3%	358	47.2%	1,234	32.6%
Unknown					2	0.1%
Total	1,408	100.0%	758	100.0%	3,791	100.0%

RACE/ETHNICITY	FACULTY		GA		STAFF	
	Count	Percent	Count	Percent	Count	Percent
African-American	60	4.3%	28	3.7%	527	13.9%
American Indian or Alaskan Native	6	0.4%			9	0.2%
Asian	192	13.6%	16	2.1%	207	5.5%
Hispanic	35	2.5%	25	3.3%	182	4.8%
International	47	3.3%	391	51.6%	52	1.4%
Native Hawaiian or Other Pacific Islander	1	0.1%			3	0.1%
Two or More Races	5	0.4%	12	1.6%	39	1.0%
Unknown	15	1.1%	13	1.7%	17	0.4%
White	1,047	74.4%	273	36.0%	2,755	72.7%
Total	1,408	100.0%	758	100.0%	3,791	100.0%

DEGREES AWARDED 2021-22

DEGREE	TOTAL
Baccalaureate Degree	2,802
Masters Degree	889
Doctoral Degree - Professional	386
Doctoral Degree - Research	118
Associate Degree	87
Post-Bachelor Certificate	55
Post Second. Cert/Dipl < 1 yr.	25
Post-Masters Certificate	12
Doctoral Degree - Other	4
Total	4,378

FINANCE FACTS 2021-22

Total Assets: **\$1,222.5**
 Change in Net Position: **\$79.3**
 University Endowment (both UT and UT Foundation): **\$551.3**
(All numbers are in millions)

UT QUICK FACTS

UT was founded in 1872
 UT is a public, doctoral research university
 Nickname: The UT Rockets
 Number of Living Alumni: **169,405**
 President: Dr. Gregory Postel

1. First-year retention rate of first-time, full-time, Baccalaureate degree-seeking undergraduate students enrolled in previous Fall semester of 2021.
 2. 6-year graduation rate of first-time, full-time, Baccalaureate degree-seeking undergraduate students enrolled in Fall 2016.
 3. Average ACT composite score of all first-time undergraduate students enrolled in Fall 2022.
 4. Average age of all undergraduate students enrolled in Fall 2022.
 5. Staff includes hospital employees.