



16

# Institutional Data Report

17

THE UNIVERSITY OF TOLEDO



[Facts at a Glance](#)

[Students](#)

[Student Life &  
Financial Aid](#)

[Faculty & Staff](#)

[Finance](#)

[Research](#)

[Alumni](#)

[Additional Facts  
& Figures](#)

[Buildings](#)



16  
17

# Institutional Data Report

## THE UNIVERSITY OF TOLEDO



### The University of Toledo—Main Campus

2801 W. Bancroft

Toledo, Ohio 43606—3390

419.530. INFO or 419.530.4636

1.800.5TOLEDO or 1.800.586. 5336

### THE University of Toledo—

#### Health Science Campus

3000 Arlington Avenue

Toledo, OH 43614

419.383.4000

### The University of Toledo Medical Center

3000 Arlington Avenue

Toledo, OH 43614

[Facts at a Glance](#)

[Students](#)

[Student Life &  
Financial Aid](#)

[Faculty & Staff](#)

[Finance](#)

[Research](#)

[Alumni](#)

[Additional Facts  
& Figures](#)

[Buildings](#)

# TABLE OF CONTENTS

## Facts at a Glance

<a href="#">Facts at a Glance</a> .....	6
<a href="#">About The University of Toledo</a> .....	7
<a href="#">Mission Statement</a> .....	8
<a href="#">Points of Pride</a> .....	9

## STUDENTS

<a href="#">Historical Enrollment</a> .....	12
<a href="#">Enrollment by Student Level</a> .....	13
<a href="#">Enrollment by Full-Time and Part-Time</a> .....	14
<a href="#">Enrollment by Gender</a> .....	16
<a href="#">Enrollment by Race and Ethnicity</a> .....	17
<a href="#">Enrollment by Ohio State Residency</a> .....	19
<a href="#">Ohio State Residency as a Percentage of Enrollment by Student Level</a> .....	20
<a href="#">Enrollment by International Students</a> .....	21
<a href="#">Enrollment by Age</a> .....	23
<a href="#">Full-time Equivalency and Credit Hours by Student Level</a> .....	25
<a href="#">Direct From High School Enrollment by Gender and Ethnicity</a> .....	26
<a href="#">Direct From High School Enrollment by Residency</a> .....	27
<a href="#">Direct From High School Enrollment by ACT Score</a> .....	28
<a href="#">Direct From High School Enrollment by High School GPA</a> .....	29

## STUDENT LIFE AND FINANCIAL AID

<a href="#">Intercollegiate Athletics</a> .....	32
<a href="#">Financial Aid Awarded to Students</a> .....	33
<a href="#">Meal Plans</a> .....	35

## FACULTY AND STAFF

<a href="#">Faculty and Staff Headcount</a>	
<a href="#">By Work Category</a> .....	37

## FINANCE

<a href="#">Budget by Source of Funds</a> .....	40
<a href="#">Actuals by Category and General Fund</a>	
<a href="#">Actuals by Sources and Uses</a> .....	41

## RESEARCH

<a href="#">Awards by Activity and Source</a> .....	44
<a href="#">Externally-Sponsored Awards by College</a> .....	45
<a href="#">Extramural Awards by Sponsor</a> .....	46
<a href="#">Extramural Awards by Class</a> .....	47

## ALUMNI

<a href="#">Alumni by Location</a> .....	49
--	----

## ADDITIONAL FACTS AND FIGURES

<a href="#">Libraries</a> .....	51
---------------------------------	----

## BUILDINGS

<a href="#">Number of Buildings, by campus</a> .....	54
<a href="#">Acreage, by campus</a> .....	55
<a href="#">Assignable Square Feet of Classrooms, Class Labs and Research Labs</a> .....	56
<a href="#">Assignable Square Feet, major function and campus</a> .....	56
<a href="#">Main Campus Maps</a> .....	58
<a href="#">Health Science Campus Maps</a> .....	59
<a href="#">Scott Park Campus Maps</a> .....	60

[Facts at a Glance](#)

[Students](#)

[Student Life & Financial Aid](#)

[Faculty & Staff](#)

[Finance](#)

[Research](#)

[Alumni](#)

[Additional Facts & Figures](#)

[Buildings](#)



16

## Facts at a Glance

17

THE UNIVERSITY OF TOLEDO

[Facts at a Glance](#)

[Students](#)

[Student Life &  
Financial Aid](#)

[Faculty & Staff](#)

[Finance](#)

[Research](#)

[Alumni](#)

[Additional Facts  
& Figures](#)

[Buildings](#)



# FACTS AT A GLANCE

[Facts at a Glance](#) .....6  
[About The University of Toledo](#).....7  
[Mission Statement](#).....8  
[Points of Pride](#).....9

**FALL 2016 FACTS AT A GLANCE**

- ◆ **UT was founded in 1872**
- ◆ **UT is a public, 4-year research university**
- ◆ **Nickname: The UT Rockets**
- ◆ **Number of Alumni: More than 165,978**
- ◆ **President: Dr. Sharon L. Gaber**

**FALL 2016 STUDENT ENROLLMENT: 20,648**

**UNDERGRADUATE**

Headcount: 16,247  
Full - Time Equivalency: 14,198.5

**Gender**

Male: 51%  
Female:49%

**Ethnicity**

White:68.7%  
Ethnic Minority:21.6%  
International: 6.3%  
Unknown:3.4%

**Residency**

In-State:84.5%  
Out-of-State:9.1%  
International:6.3%

**Load**

Full-time:84%  
Part-time:16%  
Average Age:21  
Average ACT for New Students:22.7  
First-year Retention Rate:74.1%

**GRADUATE**

Headcount:4,401  
Full-Time Equivalency:2,904.1

**Gender**

Male:44%  
Female:56%

**Ethnicity**

White:60.4%  
Ethnic Minority:16.6%  
International:19.3%  
Unknown:3.7%

**Residency**

In-State: 68.1%  
Out-of-State:12.5%  
International:19.3%

**Load**

Full-time:72%  
Part-time:28%

**ACADEMIC PROGRAMS**

Colleges:13  
Associate/Bachelor’s Programs:115  
Master’s Programs:105  
Doctoral and First-Professional Programs: 40  
Specialist and Certificate Programs:44

**DEGREES AWARDED(2015-16)**

Certificates (all levels):19  
Associate’s:79  
Bachelor’s:2,615  
Post bachelor’s certificates: 50  
Master’s:1,019  
Post-Master’s certificates: 8  
Doctoral degree -Professional: 394  
Doctoral degree : 127

**2016 FACULTY AND STAFF: 6,662**

**FACULTY**

Total Faculty:1,557

**Gender**

Male:55%  
Female:45%

**Ethnicity**

White:78%; Ethnic Minority:19%  
Unknown:<1%; International:3%

**STAFF**

Total Staff: 4,232

**Gender**

Male: 31%  
Female: 69%

**Ethnicity**

White: 76%  
Ethnic Minority: 22%  
International: 1%  
Unknown:1%

**GRADUATE ASSISTANTS**

Total Graduate Assistants: 873

**Gender**

Male: 52%  
Female: 48%

**Ethnicity**

White: 45%; Ethnic Minority: 11%  
Unknown: <1%; International: 43%

**UNIVERSITY OF TOLEDO FINANCES (Millions)**

Total Assets: \$1,069.5  
Change in Net Position: \$34.6  
Total UT Endowment  
(both UT and UT Foundation) : \$393.2

## ABOUT THE UNIVERSITY OF TOLEDO

We are The University of Toledo, a student-centered, public metropolitan research university with 23,000 students and picturesque campuses recognized nationally for their beauty.

The University of Toledo is one of 14 state universities in Ohio. We were established in 1872 and became a member of the state university system in 1967. The University of Toledo and the Medical University of Ohio merged July 2006 to form the third-largest public university operating budget in the state. The University is accredited by The Higher Learning Commission.

### We offer more than 300 undergraduate, graduate and professional programs at colleges of:

- Arts and Letters
- Business and Innovation
- Education
- Engineering
- Exploratory Studies
- Graduate Studies
- Health and Human Services
- Honors
- Law
- Medicine and Life Sciences
- Natural Sciences and Mathematics
- Nursing
- Pharmacy and Pharmaceutical Sciences
- University College

Some of our nationally ranked programs include business, engineering, law, and occupational therapy.

### We also offer:

- Part-time and full-time options of study
- Day and evening classes
- One of the largest distance-learning programs in the nation

**Main Campus** features eleven modern residence halls, a gothic bell tower, a Student Recreation Center, a state-of-the-art classroom center in one of our original buildings, Memorial Field House, which opened fall 2008, and a football stadium and new Savage Hall basketball and athletic complex, which opened in fall 2008.

**Health Science Campus** is home to graduate health programs and the UT Medical Center, a Level 1 trauma center, offering innovative treatments for strokes and cancer found nowhere else in the state. The UT Medical Center, also features the new \$5.8-million Orthopaedics Center.

At UT, we have researchers working at all levels — from undergraduates to faculty — toward our mission of improving the human condition. In fact, their combined efforts have led to 125 patents and nearly \$60 million in funding and grants. Whether your interest is diabetes, performance management, bio-fuels, or Shakespeare, we welcome you to join us in research.

We also are transforming the regional economy and the world through the UT Science and Technology Corridor, where research and innovation mean business.

And our campuses are quite the happening (and fun) places to be — with 200 student organizations, art exhibits, theater performances, athletic games, and renowned speakers such as Robert F. Kennedy Jr and Toni Morrison.

At UT, we are proud Rockets (our nickname), we love our gold and blue (our school colors), and we invite you to visit campus to experience it for yourself.

The University of Toledo is accredited by the Higher Learning Commission located at 230 South LaSalle Street, Suite 7-500; Chicago, IL 60604. (800) 621-7440. Program-specific accreditation can be found within program-specific informational links.

**MISSION STATEMENT**

The mission of The University of Toledo is to improve the human condition; to advance knowledge through excellence in learning, discovery and engagement; and to serve as a diverse, student-centered public metropolitan research university.

**The core values are:**

**Compassion, Professionalism and Respect:** Treat every individual with kindness, dignity and care; consider the thoughts and ideas of others inside and outside of the University with a strong commitment to exemplary personal and institutional altruism, accountability, integrity and honor;

**Discovery, Learning and Communication:** Vigorously pursue and widely share new knowledge; expand the understanding of existing knowledge; develop the knowledge, skills and competencies of students, faculty, staff and the community while promoting a culture of lifelong learning;

**Diversity, Integrity and Teamwork:** Create an environment that values and fosters diversity; earn the trust and commitment of colleagues and the communities served; provide a collaborative and supportive work environment, based upon stewardship and advocacy, that adheres to the highest ethical standard;

**Engagement, Outreach and Service:** Provide services that meet students’ and regional needs and where possible exceed expectations; be a global resource and the partner of choice for education, individual development and health care, as well as a center of excellence for cultural, athletic and other events;

**Excellence, Focus and Innovation:** Strive, individually and collectively, to achieve the highest level of focus, quality and pride in all endeavors; continuously improve operations; engage in reflective planning and innovative risk-taking in an environment of academic freedom and responsibility; and

**Wellness, Healing and Safety:** Promote the physical and mental well-being and safety of others, including students, faculty and staff; provide the highest levels of health promotion, disease prevention, treatment and healing possible for those in need within the community and around the world.

<a href="#">Facts at a Glance</a>	<a href="#">Students</a>	<a href="#">Student Life &amp; Financial Aid</a>	<a href="#">Faculty &amp; Staff</a>	<a href="#">Finance</a>	<a href="#">Research</a>	<a href="#">Alumni</a>	<a href="#">Additional Facts &amp; Figures</a>	<a href="#">Buildings</a>
-----------------------------------	--------------------------	--	-------------------------------------	-------------------------	--------------------------	------------------------	--	---------------------------

## POINTS OF PRIDE

- ◆ The University of Toledo is recognized as a major force in contributing to the discovery of new technology and knowledge. UT offers a vast array of resources for undergraduate, graduate and faculty-led research opportunities with 125 patents and \$60 million in research and grants.
- ◆ The UT Honors Program is one of the oldest programs of its kind at a major university. With an emphasis on undergraduate research opportunities, the Honors Program has sent a delegation to the National Conference on Undergraduate Research every year since 1992.
- ◆ UT offers a health education curriculum that includes programs in virtually every health-care discipline, plus opportunities for educational linkages and interdisciplinary studies between the Colleges of Medicine, Engineering, Business, Law and the Department of Philosophy.
- ◆ The UT Department of Art offers students a unique learning experience with an on-site relationship with the world-renowned Toledo Museum of Art.
- ◆ College of Law once again listed as a Best Law School by Princeton Review.
- ◆ The UT College of Engineering graduate programs were ranked 18th in the nation by the Princeton Review.
- ◆ The University of Toledo Medical Center is one of 15 major teaching hospitals chosen by Solucient's annual "Top 100 Hospitals: Performance Improvement Leaders," compiled by Modern Healthcare magazine.
- ◆ Our students are among the winners of prestigious national fellowships, including the Fulbright, the Woodrow Wilson, the National Science Foundation Graduate Fellowship, the National Consortium for the Physical Sciences, the Whitaker Foundation, the Goldwater, the Madison Foundation Fellowship, and the Phi Kappa Phi National Fellowship.
- ◆ The University of Toledo is home to five of seven northwest Ohio physicians listed as "America's Top Doctors". Fewer than one percent of physicians nationwide are recognized with this designation.
- ◆ UT's graduate program in occupational therapy is ranked in the top 10 percent nationwide by U.S. News and World Report.
- ◆ The University was recently listed in "100 Best Colleges for African-American Students."
- ◆ Centennial Mall on the Main Campus is one of the "100 most beautifully landscaped places in the country," according to the American Society of Landscape Architects. Only 22 college campuses are on the list.
- ◆ The University of Toledo College of Medicine senior graduates "matched" at a higher rate than those of other seniors nationwide for the second year in a row; a record 97 percent secured first-year residency positions during the initial National Residency Matching Program.
- ◆ The \$33 million Wolfe Hall, which opened in 1998, offers one of the most advanced science facilities of its kind in the nation supporting the College of Pharmacy.
- ◆ The University of Toledo has one of the largest distance learning programs in the nation.
- ◆ The Lake Erie Research and Education Center is a state-of-the-art environmental research and teaching facility located on the shore of Lake Erie in Oregon, Ohio.
- ◆ The UT Student Recreation Center was touted as one of the best of its kind in the nation by USA Today.
- ◆ The University of Toledo is one of the largest employers in northwest Ohio with an impact of over one billion dollars.



16

## Students

17

THE UNIVERSITY OF TOLEDO

[Facts at a Glance](#)

[Students](#)

[Student Life &  
Financial Aid](#)

[Faculty & Staff](#)

[Finance](#)

[Research](#)

[Alumni](#)

[Additional Facts  
& Figures](#)

[Buildings](#)

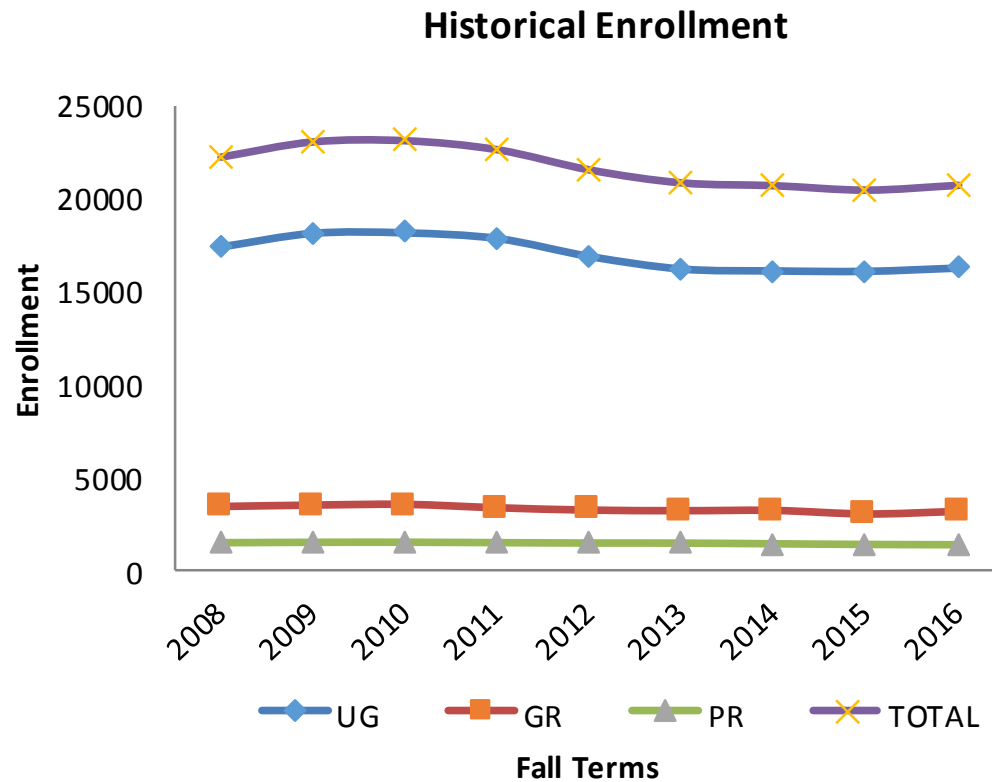
# STUDENTS

<a href="#">Historical Enrollment</a> .....	12
<a href="#">Enrollment by Student Level</a> .....	13
<a href="#">Enrollment by Full-Time and Part-Time</a> .....	14
<a href="#">Enrollment by Gender</a> .....	16
<a href="#">Enrollment by Race and Ethnicity</a> .....	17
<a href="#">Enrollment by Ohio State Residency</a> .....	19
<a href="#">Ohio State Residency as a Percentage of Enrollment by Student Level</a> .....	20
<a href="#">Enrollment by International Students</a> .....	21
<a href="#">Enrollment by Age</a> .....	23
<a href="#">Full-time Equivalency and Credit Hours by Student Level</a> .....	25
<a href="#">Direct From High School Enrollment by Gender and Ethnicity</a> .....	26
<a href="#">Direct From High School Enrollment by Residency</a> .....	27
<a href="#">Direct From High School Enrollment by ACT Score</a> .....	28
<a href="#">Direct From High School Enrollment by High School GPA</a> .....	29

# HISTORICAL ENROLLMENT

For Fall Semester in Academic Years 2008 through 2016

16  
17



Source: Office of Institutional Research



## ENROLLMENT BY STUDENT LEVEL

For Fall Semester in Academic Year 2008 through 2016

	2008	2009	2010	2011	2012	2013	2014	2015	2016
Undergraduate Students	17399	18141	18166	17857	16877	16192	16090	16068	16247
Freshman	4806	4875	4405	4284	3751	3565	3469	3313	4354
Sophomores	3844	3888	3822	3408	3106	3139	3153	3254	3188
Juniors	2732	3065	3182	3165	2958	2719	2686	2725	2902
Seniors	5347	5763	6083	6320	6355	6053	5874	5698	4723
Nondegree/High School	670	550	673	680	707	716	908	1076	1079
Professional Students	1471	1511	1518	1478	1440	1433	1367	1302	1275
Graduate Students	3345	3408	3440	3288	3183	3157	3169	3011	3126
<b>Total</b>	<b>22215</b>	<b>23060</b>	<b>23124</b>	<b>22623</b>	<b>21500</b>	<b>20782</b>	<b>20626</b>	<b>20381</b>	<b>20648</b>
Percent Undergraduate	78.3%	78.7%	78.6%	78.9%	78.5%	77.9%	78.0%	78.8%	78.7%
Percent Graduate/Professional	21.7%	21.3%	21.4%	21.1%	21.5%	22.1%	22.0%	21.2%	21.3%

Source: Office of Institutional Research

## ENROLLMENT BY FULL-TIME AND PART-TIME

For Fall Semester in Academic Year 2008 through 2016

		2008-09	2009-10	2010-11	2011-12	2012-13	2013-14	2014-15	2015-16	2016-17
Undergraduate Students	Full-Time	14,200	14,968	14,883	14,517	13,515	13,045	12806	12715	13653
	Part-Time	3,389	3,172	3,247	3,327	3,313	3,103	3284	3353	2594
Freshman	Full-Time	4,400	5,564	5,317	4989	3,430	3,307	3244	3095	4170
	Part-Time	596	512	662	673	311	263	234	218	184
Sophomores	Full-Time	3,304	3,403	3,236	3022	2,725	2,748	2790	2874	2941
	Part-Time	539	542	437	398	381	383	363	378	247
Juniors	Full-Time	2,344	2,593	2,682	2672	2,458	2,304	2245	2323	2544
	Part-Time	437	461	492	534	485	428	438	401	358
Seniors	Full-Time	4,047	3,323	3,591	3737	4,790	4,593	4420	4260	3755
	Part-Time	1,223	1,192	1,260	1340	1,549	1,413	1448	1441	968
Nondegree/High School	Full-Time	105	85	57	97	112	93	107	163	242
	Part-Time	594	465	396	382	587	616	801	913	837
<b>Total</b>		<b>17,589</b>	<b>18,140</b>	<b>18,130</b>	<b>17,844</b>	<b>16,828</b>	<b>16,148</b>	<b>16,090</b>	<b>16,068</b>	<b>16,247</b>
Professional Students	Full-Time	1,437	1,450	1,455	1,420	1,310	1,292	1,234	1199	1219
	Part-Time	32	42	49	58	126	136	133	103	56
	<b>Total</b>	<b>1,469</b>	<b>1,492</b>	<b>1,504</b>	<b>1,478</b>	<b>1,436</b>	<b>1,428</b>	<b>1,367</b>	<b>1,302</b>	<b>1,275</b>
Graduate Students	Full-Time	1,696	1,857	1,892	1,743	1,398	1,300	1,254	1834	1945
	Part-Time	1,574	1,575	1,559	1,544	1,783	1,850	1,915	1175	1181
	<b>Total</b>	<b>3,270</b>	<b>3,432</b>	<b>3,451</b>	<b>3,287</b>	<b>3,181</b>	<b>3,150</b>	<b>3,169</b>	<b>3,009</b>	<b>3,126</b>
Total	Full-Time	17,333	18,275	18,230	17,680	16,223	15,637	15,294	15,748	16,817
	Part-Time	4,995	4,789	4,855	4,929	5,222	5,089	5,332	4,631	3,831
	<b>Total</b>	<b>22,328</b>	<b>23,064</b>	<b>23,085</b>	<b>22,609</b>	<b>21,445</b>	<b>20,726</b>	<b>20,626</b>	<b>20,379</b>	<b>20,648</b>

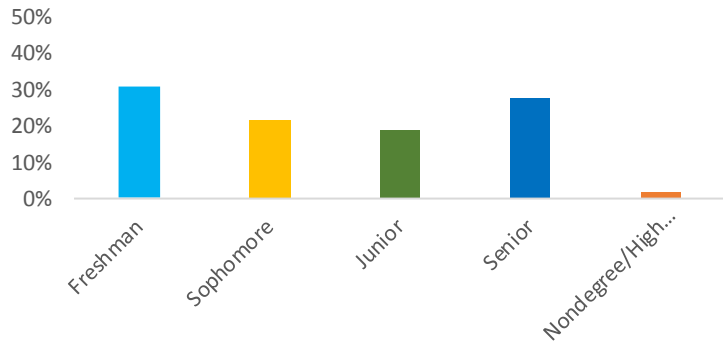
Source: Office of Institutional Research

Continued on next page

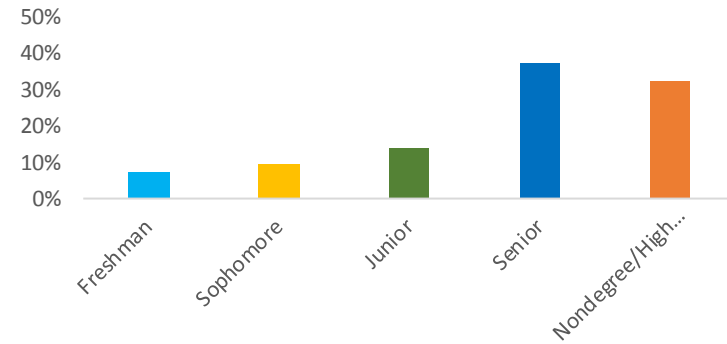
**ENROLLMENT BY FULL-TIME AND PART-TIME**

For Fall Semester in Academic Year 2008 through 2016

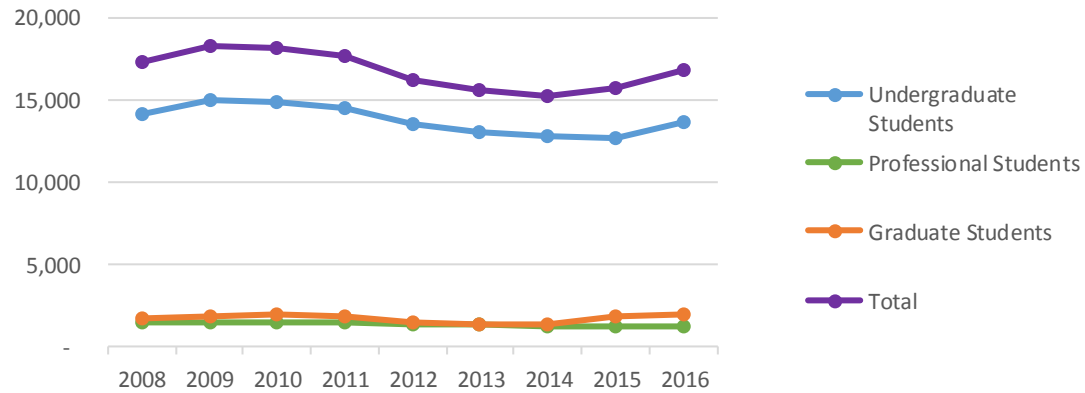
Percent of Full-Time Undergraduates for Fall 2016



Percent of Part-Time Undergraduates for Fall 2016



Enrollment of Full-Time by Student Level



Source: Office of Institutional Re-

## ENROLLMENT BY GENDER

For Fall Semester in Academic Year 2008 through 2016

	2008-09	2009-10	2010-11	2011-12	2012-13	2013-14	2014-15	2015-16	2016-17
<b>Undergraduate Students</b>									
Men	8,878	9,149	9,111	8,964	8,529	8,243	8,300	8279	8270
Women	8,711	8,991	9,019	8,880	8,288	7,891	7,779	7779	7970
Unknown/Not Reported					11	14	11	10	7
<b>Total</b>	<b>17,589</b>	<b>18,140</b>	<b>18,130</b>	<b>17,844</b>	<b>16,828</b>	<b>16,148</b>	<b>16090</b>	<b>16068</b>	<b>16247</b>
Percent Women	49.5%	49.6%	49.7%	49.8%	49.3%	48.9%	48.3%	48.4%	49.1%
<b>Professional Students</b>									
Men	780	776	771	747	742	742	673	639	621
Women	689	716	733	732	692	686	694	663	654
Unknown/Not Reported					2	0	0	0	0
<b>Total</b>	<b>1,469</b>	<b>1,492</b>	<b>1,504</b>	<b>1,479</b>	<b>1,436</b>	<b>1,428</b>	<b>1367</b>	<b>1302</b>	<b>1275</b>
Percent Women	47%	48%	49%	49%	48%	48%	50.8%	50.9%	51.3%
<b>Graduate Students</b>									
Men	1,334	1,401	1,422	1,384	1,358	1,318	1,353	1308	1333
Women	1,936	2,031	2,029	1,903	1,823	1,832	1,816	1701	1792
Unknown/Not Reported					0	0	0	0	1
<b>Total</b>	<b>3,270</b>	<b>3,432</b>	<b>3,451</b>	<b>3,287</b>	<b>3,181</b>	<b>3,150</b>	<b>3169</b>	<b>3009</b>	<b>3126</b>
Percent Women	59%	59%	59%	58%	57%	58%	57.3%	56.5%	57.3%
<b>Total</b>									
Men	10,992	11,326	11,304	11,095	10,629	10,303	10,326	10,226	10,224
Women	11,336	11,738	11,781	11,515	10,803	10,409	10,289	10,143	10,416
Unknown/Not Reported					13	14	11	10	8
<b>Total</b>	<b>22,328</b>	<b>23,064</b>	<b>23,085</b>	<b>22,610</b>	<b>21,445</b>	<b>20,726</b>	<b>20,626</b>	<b>20,379</b>	<b>20,648</b>
Percent Women	51%	51%	51%	51%	50%	50%	49.9%	49.8%	50.4%

Source: Office of Institutional Research

## ENROLLMENT BY RACE AND ETHNICITY

For Fall Semester in Academic Year 2008 through 2016

		2008-09	2009-10	2010-11	2011-12	2012-12	2013-14	2014-15	2015-16
Undergraduate	African American	2,472	2,898	2,737	2,958	2,426	2,137	2,069	1,843
	American Indian	51	49	43	36	29	32	28	35
	Asian/Pacific Islander American	378	364	325	393	327	332	311	328
	Hispanic	540	619	608	746	729	725	715	747
	Multi-Racial	125	205	295	360	398	408	430	479
	Ethnic Minorities	3,566	4,135	4,008	4,493	3,909	3,634	3,553	3,432
	Domestic Students	17,099	17,596	17,532	17,210	15,793	15,122	14,937	14,824
	Percent Minority Domestic	20.9%	23.5%	22.9%	26.1%	24.8%	24.0%	23.8%	23.15%
	Underrepresented Minority Students	3,063	3,566	3,388	3,740	3,184	2,894	2,812	2,625
	Percent Underrepresented Minority Domestic	17.9%	20.3%	19.3%	21.7%	20.2%	19.1%	18.8%	17.70%
Professional	African American	53	61	65	60	53	48	46	45
	American Indian	4	3	4	5	5	4	2	1
	Asian/Pacific Islander American	139	159	167	139	132	124	123	142
	Hispanic	32	29	26	31	31	28	23	21
	Multi-Racial	0	1	1	3	7	9	9	11
	Ethnic Minorities	228	253	263	238	228	213	203	220
	Domestic Students	1,446	1,470	1,480	1,462	1,322	1,308	1,287	1,232
	Percent Minority Domestic	15.8%	17.2%	17.8%	16.3%	17.2%	16.3%	15.8%	17.85%
	Underrepresented Minority Students	89	93	95	96	89	80	71	67
	Percent Underrepresented Minority Domestic	6.2%	6.3%	6.4%	6.6%	6.7%	6.1%	5.5%	5.43%

Continued on next page

Source: Office of Institutional Research

## ENROLLMENT BY RACE AND ETHNICITY

For Fall Semester in Academic Year 2008 through 2015 Continued

		2008-09	2009-10	2010-11	2011-12	2012-12	2013-14	2014-15	2015-16
Graduate	African American	276	265	234	248	233	221	223	208
	American Indian	2	3	4	4	3	5	2	1
	Asian/Pacific Islander American	55	65	57	85	54	60	56	58
	Hispanic	42	46	57	72	78	85	81	81
	Multi-Racial	0	2	13	23	29	27	38	44
	Ethnic Minorities	375	381	365	432	397	398	400	392
	Domestic Students	2,615	2,772	2,749	2,638	2,436	2,362	2,267	2,123
	Percent Minority Domestic	14%	14%	13%	16%	16%	17%	18%	18%
	Underrepresented Minority Students	320	314	295	324	314	311	306	290
	Percent Underrepresented Minority Domestic	12%	11%	11%	12%	13%	13%	13%	14%
Total	Ethnic Minorities	4,169	4,769	4,636	5,163	4,534	4,245	4,156	4,044
	Domestic Students	21,160	21,838	21,761	21,310	19,551	18,792	18,491	18,179
	Percent Minority Domestic	20%	22%	21%	24%	23%	23%	22%	22%
	Underrepresented Minority Students	3,472	3,973	3,778	4,160	3,587	3,285	3,189	2,982
	Percent Underrepresented Minority Domestic	16%	18%	17%	20%	18%	17%	17%	16%

Source: Office of Institutional Research

## ENROLLMENT BY OHIO STATE RESIDENCY

For Fall Semester in Academic Year 2008 through 2015

	2008-09	2009-10	2010-11	2011-12	2012-13	2013-14	2014-15	2015-16
<b>Undergraduate Students</b>								
Resident	15,294	15,626	15,471	14,953	15,127	14,337	13,865	13,637
Nonresident	2,295	2,514	2,659	2,891	1,701	1,811	2,225	2,431
<b>Total</b>	<b>17,589</b>	<b>18,140</b>	<b>18,130</b>	<b>17,844</b>	<b>16,828</b>	<b>16,148</b>	<b>16,090</b>	<b>16,068</b>
<b>Professional Students</b>								
Resident	1,184	1,182	1,209	1,215	1,239	1,231	1,198	1,140
Nonresident	285	310	295	264	196	197	169	162
<b>Total</b>	<b>1,469</b>	<b>1,492</b>	<b>1,504</b>	<b>1,479</b>	<b>1,435</b>	<b>1,428</b>	<b>1,367</b>	<b>1,302</b>
<b>Graduate Students</b>								
Resident	2,196	2,295	2,294	2,132	2,194	2,099	1,994	1,818
Nonresident	1,074	1,137	1,157	1,155	988	1,051	1,175	1,190
<b>Total</b>	<b>3,270</b>	<b>3,432</b>	<b>3,451</b>	<b>3,287</b>	<b>3,182</b>	<b>3,150</b>	<b>3,169</b>	<b>3,009</b>
<b>Total</b>								
Resident	18,674	19,103	18,974	18,300	18,560	17,667	17,057	16,597
Nonresident	3,654	3,961	4,111	4,310	2,885	3,059	3,569	3,783
<b>Total</b>	<b>22,328</b>	<b>23,064</b>	<b>23,085</b>	<b>22,610</b>	<b>21,445</b>	<b>20,726</b>	<b>20,626</b>	<b>20,381</b>

Source: Office of Institutional Research

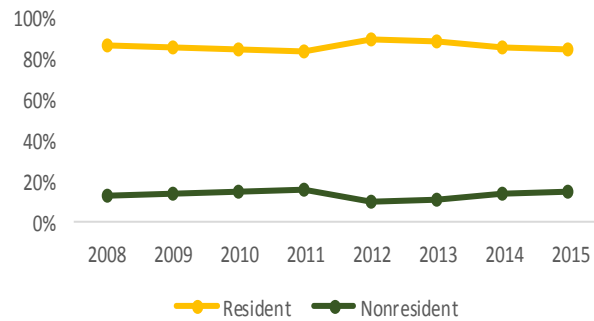
# OHIO STATE RESIDENCY AS A PERCENTAGE OF ENROLLMENT BY STUDENT LEVEL

For Fall Semester in Academic Year 2008 through 2015

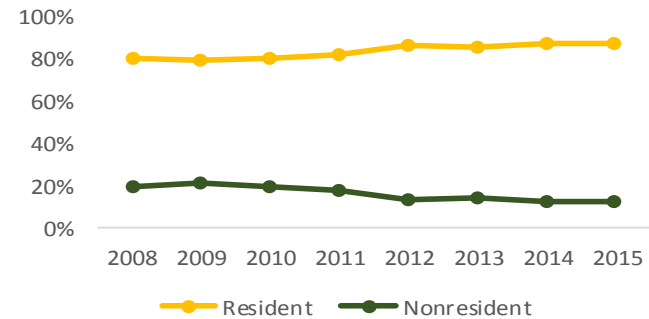
15  
16

## Institutional Data Report THE UNIVERSITY OF TOLEDO

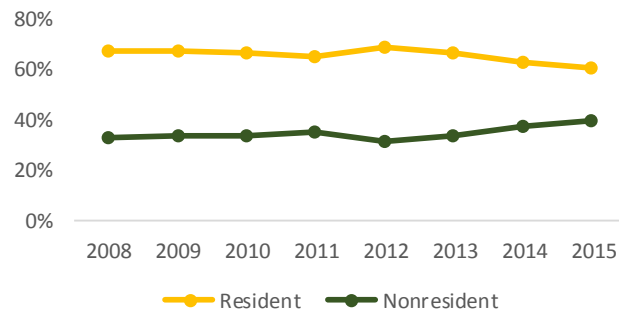
### Undergraduate



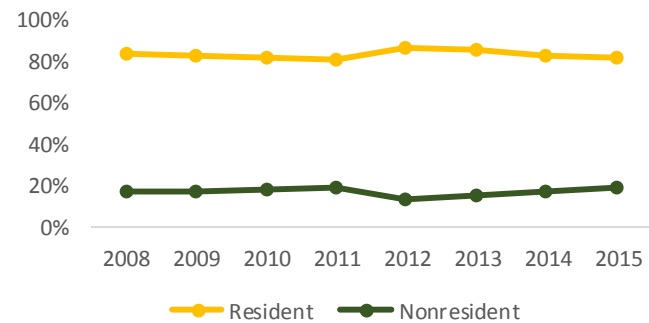
### Professional



### Graduate



### Total



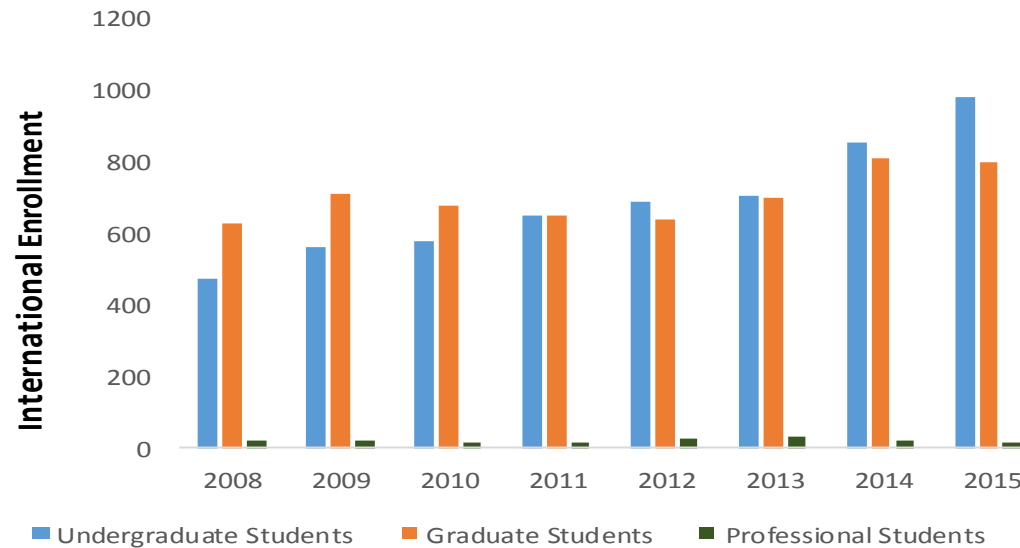
Source: Office of Institutional Research



## ENROLLMENT BY INTERNATIONAL STUDENTS

For Fall Semester in Academic Year 2008 through 2015

	2008	2009	2010	2011	2012	2013	2014	2015
Undergraduate Students	472	561	581	654	691	707	859	986
Professional Students	21	19	16	17	25	29	19	13
Graduate Students	627	712	680	650	642	701	815	802
<b>Total</b>	<b>1120</b>	<b>1292</b>	<b>1277</b>	<b>1321</b>	<b>1358</b>	<b>1437</b>	<b>1693</b>	<b>1801</b>



Note: Students with Visa on File (Non-Resident Aliens)

Source: Office of Institutional Research

# INTERNATIONAL STUDENT ENROLLMENT BY COUNTRY

For Fall Semester in Academic Year 2015

15  
16

## Institutional Data Report THE UNIVERSITY OF TOLEDO

COUNTRY	TOTAL	COUNTRY	TOTAL	COUNTRY	TOTAL
A - Unknown	17	Haiti	1	Saudi Arabia	541
Australia	1	Honduras	2	Senegal	2
Bahrain	1	India	310	Serbia	2
Bangladesh	40	Indonesia	2	South Korea	47
Belgium	1	Iran	61	Spain	3
Botswana	3	Iraq	18	Sri Lanka	27
Brazil	31	Ireland	2	Sudan	2
Cameroon	1	Jamaica	2	Swaziland	1
Canada	18	Japan	8	Sweden	2
Cape Verde	2	Jordan	12	Syria	7
Chile	1	Kazakhstan	1	Taiwan	4
China	346	Kenya	4	Thailand	9
Colombia	4	Kuwait	4	The Bahamas	3
Congo, Democratic Republic of	4	Lebanon	12	Trinidad & Tobago	2
Cote D'Ivoire	1	Libya	4	Tunisia	4
Croatia	2	Macedonia	1	Turkey	2
Czech Republic	1	Malaysia	9	Uganda	1
Denmark	1	Mexico	4	Ukraine	2
Ecuador	1	Nepal	56	United Arab Emirates	3
Egypt	28	Netherlands	1	United Kingdom	23
Eritrea	2	Nigeria	27	Venezuela	9
Ethiopia	5	Norway	1	Vietnam	15
Finland	1	Pakistan	8	West Bank	2
France	1	Philippines	1	Yemen	1
Gabon	1	Romania	1	Zimbabwe	1
Germany	2	Russia	4	<b>Z - Total Students</b>	<b>1798</b>
Ghana	9	Rwanda	2	<b>ZZ - Total Countries</b>	<b>78</b>

Note: Students with Visa on File (Non-Resident Aliens)

Source: Office of Institutional Research

<a href="#">Facts at a Glance</a>	<a href="#">Students</a>	<a href="#">Student Life &amp; Financial Aid</a>	<a href="#">Faculty &amp; Staff</a>	<a href="#">Finance</a>	<a href="#">Research</a>	<a href="#">Alumni</a>	<a href="#">Additional Facts &amp; Figures</a>	<a href="#">Buildings</a>
-----------------------------------	--------------------------	--	-------------------------------------	-------------------------	--------------------------	------------------------	--	---------------------------

# ENROLLMENT BY AGE

For Fall Semester in Academic Year 2008 through 2015

15  
16

# Institutional Data Report THE UNIVERSITY OF TOLEDO

	2008-09	2009-10	2010-11	2011-12	2012-13	2013-14	2014-15	2015-16	
<b>Undergraduate</b>									
17 & younger		2.5%	1.9%	2.4%	4.1%	4.3%	4.6%	5.6%	6.5%
18 - 20		47.2%	46.6%	45.0%	48.8%	47.9%	48.1%	48.1%	49.5%
21 - 25		36.1%	36.3%	37.2%	32.5%	33.3%	33.4%	32.4%	31.0%
26 - 30		6.0%	6.4%	6.3%	5.5%	5.4%	5.3%	5.4%	5.2%
31 - 40		4.5%	5.1%	5.1%	5.0%	4.7%	4.6%	4.6%	4.2%
41 +		3.7%	3.7%	3.9%	4.2%	4.4%	4.0%	3.8%	3.5%
Total	17,589	18,140	18,130	17,844	16,828	16,148	16,090	16,068	
Average	22.5	22.6	22.7	22.4	22.5	22.3	22.2	21.9	
<b>Graduate</b>									
17 & younger		0.0%	0.0%	0.0%	0.0%	0.0%	0.0%	0.0%	0%
18 - 20		0.1%	0.1%	0.1%	0.1%	0.1%	0.2%	0.0%	0.2%
21 - 25		35.1%	37.5%	36.9%	38.5%	38.2%	37.6%	40.0%	38.5%
26 - 30		27.1%	25.3%	25.2%	24.7%	25.8%	26.9%	26.6%	27.8%
31 - 40		20.4%	20.1%	21.1%	20.2%	20.6%	20.2%	19.7%	19.5%
41 +		17.3%	17.0%	16.7%	16.5%	15.3%	15.1%	13.7%	12.2%
Total	3,270	3,432	3,451	3,287	3,181	3,150	3,169	3,009	
Average	31.3	31.2	31.3	30.9	30.7	30.6	30.1	30	
<b>Professional</b>									
17 & younger		0	0	0	0	0	0	0	0
18 - 20		0.1%	0.1%	0.1%	0.4%	0.2%	0.1%	0.2%	0.3%
21 - 25		62.4%	62.4%	61.7%	67.3%	70.2%	69.1%	69.9%	69.6%
26 - 30		28.8%	27.8%	28.7%	23.4%	21.7%	21.1%	20.5%	21.2%
31 - 40		7.1%	8.1%	7.6%	7.0%	6.0%	7.4%	6.9%	6.1%
41 +		1.6%	1.6%	1.9%	1.9%	1.9%	2.3%	2.6%	2.8%
Total	1,469	1,492	1,504	1,479	1,436	1,428	1,367	1,302	
Average	25.8	25.9	25.9	25.5	25.4	25.6	25.6	25.6	
<b>University</b>									
17 & younger		2.0%	1.5%	1.9%	3.2%	3.3%	3.6%	4.4%	5.2%
18 - 20		37.2%	36.7%	35.4%	38.6%	37.6%	37.5%	37.6%	39.1%
21 - 25		37.7%	38.1%	38.8%	35.7%	36.5%	36.5%	36.0%	34.6%
26 - 30		10.6%	10.6%	10.6%	9.5%	9.5%	9.7%	9.7%	9.6%
31 - 40		7.0%	7.6%	7.6%	7.3%	7.2%	7.2%	7.1%	6.6%
41 +		5.6%	5.5%	5.7%	5.8%	5.9%	5.6%	5.3%	4.7%
Total	22,328	23,064	23,085	22,610	21,445	20,726	20,626	20,381	
Average	24	24.1	24.2	23.8	23.9	23.8	23.6	23.3	

Source: Office of Institutional Research

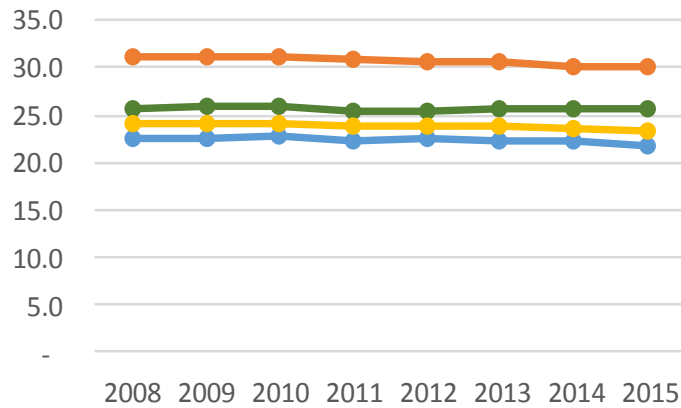
# ENROLLMENT BY AGE

For Fall Semester in Academic Year 2008 through 2015

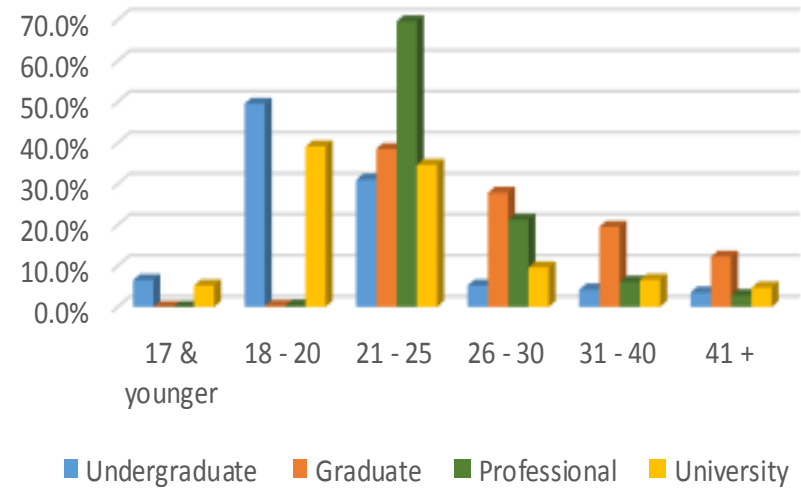
15  
16

## Institutional Data Report THE UNIVERSITY OF TOLEDO

Trends in Average Age



Distribution of Age by Level for Fall 2015



Source: Office of Institutional Research

# FULL-TIME EQUIVALENCY AND CREDIT HOURS BY STUDENT LEVEL

For Fall Semester in Academic Year 2008-09 through 2015-16

15  
16

## Institutional Data Report THE UNIVERSITY OF TOLEDO

	2008-09	2009-10	2010-11	2011-12	2012-13	2013-14	2014-15	2015-16
<b>Full-Time Equivalency</b>								
Undergraduate	15,464	16,157	16,136	15,742	15,112	14,668	14,478	14,336
Graduate	1,806	1,923	1,990	1,870	1,900	1,884	1,873	1,653
Professional	1,861	1,701	1,876	1,662	1,769	1,763	1,697	1,657
Total	19,131	19,781	20,002	19,273	18,781	18,315	18,048	17,646
<b>Credit Hours</b>								
Undergraduate	231,964	242,358	242,033	236,127	226,684	220,018	217,165	215,037
Graduate	27,086	28,848	29,850	28,043	28,499	28,265	28,090	24,798
Professional	27,915	25,514	28,145	24,930	26,539	26,449	25,458	24,856
Total	286,965	296,720	300,028	289,100	281,722	274,731	270,713	264,695
<b>Enrollment Headcount</b>								
Undergraduate	17,589	18,140	18,130	17,844	16,828	16,174	16,090	16,068
Graduate	3,270	3,432	3,451	3,287	3,181	3,156	3,169	3,009
Professional	1,469	1,492	1,504	1,479	1,436	1,429	1,367	1,302
Total	22,328	23,064	23,085	22,610	21,445	20,759	20,626	20,381
<b>Average Credit Hours per Student Headcount</b>								
Undergraduate	13.19	13.36	13.35	13.23	13.47	13.6	13.49	13.38
Graduate	8.28	8.41	8.65	8.53	8.96	8.96	8.86	8.39
Professional	19	17.1	18.71	16.86	18.48	18.51	18.62	19.09
Total	12.85	12.87	13	12.79	13.14	13.23	13.12	13.02

Note: Full-time equivalent is calculated by dividing total credits hours by 15

Source: Office of Institutional Research

# DIRECT FROM HIGH SCHOOL ENROLLMENT BY GENDER AND ETHNICITY

For Fall Semester in Academic Year 2008 through 2015

15  
16

## Institutional Data Report THE UNIVERSITY OF TOLEDO

		2008-09	2009-10	2010-11	2011-12	2012-13	2013-14	2014-15	2015-16
<b>Female</b>	Am. Indian or Alaskan Native	6	2	2	0	4	4	5	2
	Asian or Pacific Islander	26	35	11	33	68	66	46	26
	Black Non-Hispanic	380	604	452	481	397	342	315	215
	Hispanic	77	82	65	109	75	96	90	78
	Multiracial	36	58	70	72	68	62	66	59
	Non-resident Alien	31	22	15	18	0	0	18	16
	White non-Hispanic	1371	1214	1041	1046	1169	1220	1106	1088
	Unknown	71	60	153	26	40	42	27	72
<b>Female Total</b>		<b>1998</b>	<b>2077</b>	<b>1809</b>	<b>1785</b>	<b>1821</b>	<b>1832</b>	<b>1673</b>	<b>1556</b>
<b>Male</b>	Am. Indian or Alaskan Native	6	5	6	3	3	3	4	4
	Asian or Pacific Islander	32	36	16	34	65	56	32	31
	Black Non-Hispanic	297	409	318	377	296	254	261	197
	Hispanic	54	75	47	63	83	63	69	83
	Multiracial	30	41	43	44	70	42	44	65
	Non-resident Alien	61	20	13	22	0	0	14	27
	White non-Hispanic	1403	1226	1157	1169	1223	1126	1104	1084
	Unknown	69	69	180	47	52	40	26	76
<b>Male Total</b>		<b>1952</b>	<b>1881</b>	<b>1780</b>	<b>1759</b>	<b>1792</b>	<b>1584</b>	<b>1554</b>	<b>1567</b>
<b>Total</b>		<b>3950</b>	<b>3958</b>	<b>3589</b>	<b>3544</b>	<b>3613</b>	<b>3416</b>	<b>3227</b>	<b>3123</b>

Source: Office of Institutional Research

## DIRECT FROM HIGH SCHOOL ENROLLMENT BY RESIDENCY

For Fall Semester in Academic Year 2008 through 2015

15  
16

# Institutional Data Report THE UNIVERSITY OF TOLEDO

	2008-09	2009-10	2010-11	2011-12	2012-13	2013-14	2014-15	2015-16
Ohio Resident	3454	3527	3168	3080	2979	2656	2432	2346
Monroe County Resident	206	175	197	204	225	239	276	288
Nonresident	198	210	197	220	408	521	487	446
International	92	46	27	40	3	4	32	43
Grand Total	3950	3958	3589	3544	3615	3420	3227	3123

Source: Office of Institutional Research

[Facts at a Glance](#)

[Students](#)

[Student Life &  
Financial Aid](#)

[Faculty & Staff](#)

[Finance](#)

[Research](#)

[Alumni](#)

[Additional Facts  
& Figures](#)

[Buildings](#)

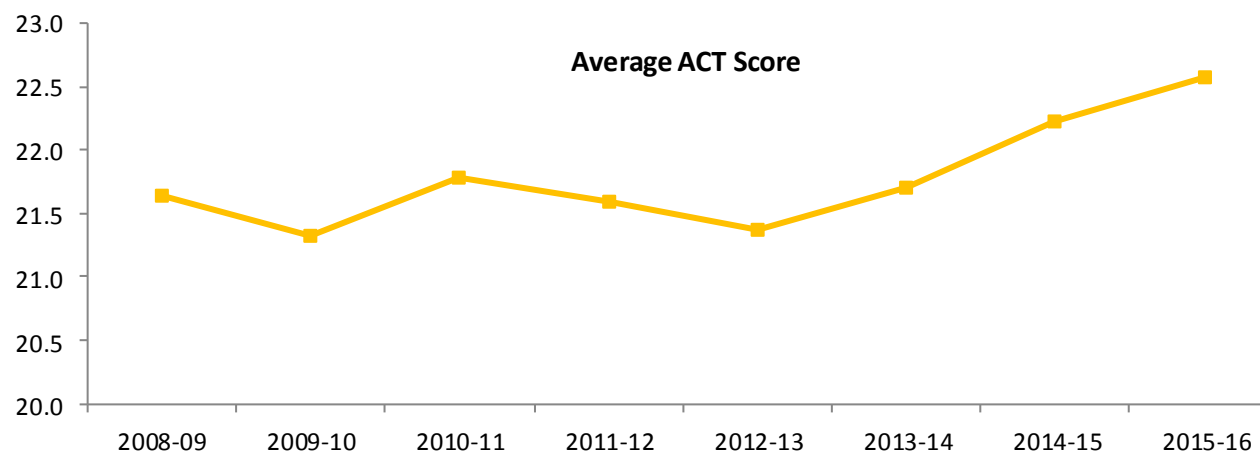
# DIRECT FROM HIGH SCHOOL ENROLLMENT BY ACT SCORE

For Fall Semester in Academic Year 2008 through 2015

15  
16

## Institutional Data Report THE UNIVERSITY OF TOLEDO

	2008-09	2009-10	2010-11	2011-12	2012-13	2013-14	2014-15	2015-16	
16 and under		387	506	420	460	437	308	343	237
17-18		475	467	357	399	329	359	355	342
19-20		569	565	515	492	432	399	459	438
21-22		643	633	585	556	435	497	526	502
23-24		612	531	524	550	420	400	476	479
25-26		442	392	399	404	327	284	420	444
27-29		327	288	364	346	272	257	363	378
30-31		94	106	94	90	69	89	132	132
32 and above		25	41	41	49	36	35	55	59
Unknown		376	429	290	198	868	792	98	112
<b>Total</b>		<b>3950</b>	<b>3958</b>	<b>3589</b>	<b>3544</b>	<b>3625</b>	<b>3420</b>	<b>3227</b>	<b>3123</b>
<b>Average ACT Score</b>		<b>21.6</b>	<b>21.3</b>	<b>21.8</b>	<b>21.6</b>	<b>21.4</b>	<b>21.7</b>	<b>22.2</b>	<b>22.58</b>



Source: Office of Institutional Research



# DIRECT FROM HIGH SCHOOL ENROLLMENT BY HIGH SCHOOL GPA

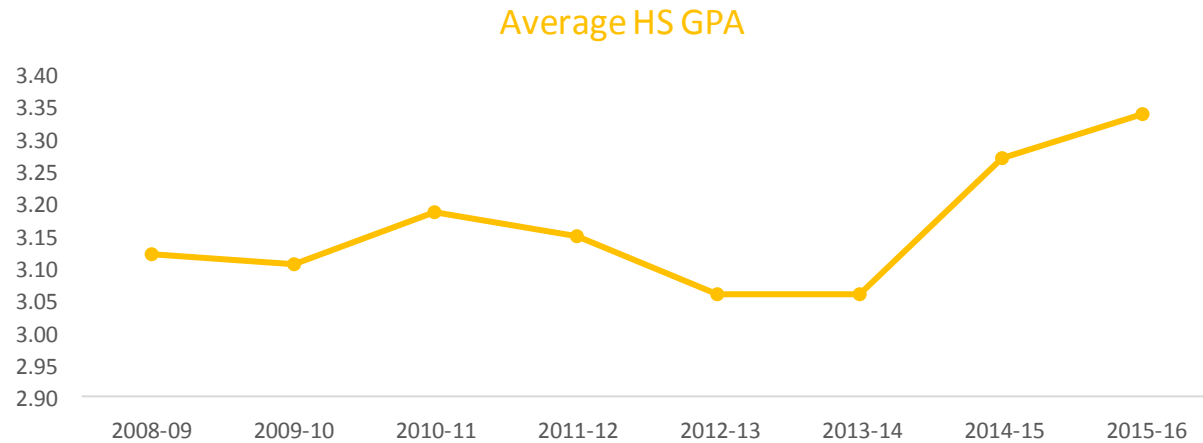
For Fall Semester in Academic Year 2008 through 2015

15

16

## Institutional Data Report THE UNIVERSITY OF TOLEDO

	2008-09	2009-10	2010-11	2011-12	2012-13	2013-14	2014-15	2015-16
1.99 and Under	230	249	148	206	266	244	162	73
2.00-2.49	529	541	432	436	361	335	311	269
2.50-2.99	798	780	643	670	572	540	519	509
3.00-3.49	1,117	1,112	1,100	1036	737	735	839	828
3.50-3.99	920	950	929	893	735	693	1003	1046
4.00 and Above	352	320	330	299	287	289	393	397
Unknown	4	6	7	4	658	584	0	1
<b>Total</b>	<b>3,950</b>	<b>3,958</b>	<b>3,589</b>	<b>3,544</b>	<b>3,616</b>	<b>3,420</b>	<b>3,227</b>	<b>3,123</b>
Average HS GPA	3.12	3.11	3.19	3.15	3.06	3.06	3.27	3.34



Source: Office of Institutional Research

[Facts at a Glance](#)

[Students](#)

[Student Life &  
Financial Aid](#)

[Faculty & Staff](#)

[Finance](#)

[Research](#)

[Alumni](#)

[Additional Facts  
& Figures](#)

[Buildings](#)



15

## Student Life & Financial Aid

16

THE UNIVERSITY OF TOLEDO

[Facts at a Glance](#)

[Students](#)

[Student Life &  
Financial Aid](#)

[Faculty & Staff](#)

[Finance](#)

[Research](#)

[Alumni](#)

[Additional Facts  
& Figures](#)

[Buildings](#)

# STUDENT LIFE AND FINANCIANL AID

[Intercollegiate Athletics](#).....32  
[Financial Aid Awarded to Students](#).....33  
[Meal Plans](#) .....35

	Current Head Coach	First-Year Varsity Competition	Home Facility (Built; Capacity)	MAC Championships	Bowl Games
<b>Baseball</b>	Cory Mee	1921	Scott Park Field (1993/1,000)	0	
<b>Men’s Basketball</b>	Tod Kowalczyk	1915	Savage Arena (1976; 7,300)	7 - last 2006-07	
<b>Women’s Basketball</b>	Tricia Cullop	1974	Savage Arena (1976; 7,300)	10 - last 2012-13	
<b>Men’s Cross Country</b>	Linh Nguyen	1926	Ottawa Park Golf Course (1908)	0	
<b>Women’s Cross Country</b>	Linh Nguyen	1981	Ottawa Park Golf Course (1908)	6 - last 2014	
<b>Football</b>	Matt Campbell	1917	Glass Bowl (1937; 26,244)	10 - last 2004	14 - last 2014
<b>Men’s Golf</b>	Jamie Broce	1930	Inverness Club (1903)	3- last 2004	
<b>Women’s Golf</b>	Nicole Hollingsworth	1995	Inverness Club (1903)	0	
<b>Women’s Soccer</b>	TJ Buchholz	1995	Scott Park Field (1997/1,000)	5 - last 2011	
<b>Softball</b>	Kristen Butler	1981	Scott Park Field (1993/500)	3 - last 1992	
<b>Women’s Swimming &amp; Diving</b>	Chris Peters	1991	Student Recreation Center (1993; 500)	2 - last 2012	
<b>Men’s Tennis</b>	Al Wermer	1931	UT Varsity Tennis Courts (c. 1980; 250)	7- last 1973	
<b>Women’s Tennis</b>	Tracy Mauntler	1974	UT Varsity Tennis Courts (c. 1980; 250)	0	
<b>Women’s Track &amp; Field</b>					
<b>Indoor</b>	Linh Nguyen	1980	Fetterman Training Center (2010)	0	
<b>Outdoor</b>	Linh Nguyen	1980	UT Outdoor Track (c. 1980; 1,000)	0	
<b>Women’s Volleyball</b>	Greg Smith	1975	Savage Arena (1976; 7,300)	0	

Source: Department of Athletics

**FINANCIAL AID AWARDED TO STUDENTS**

For Academic Years 2012-2013 through 2014-15

	2012-2013			2013-2014			2014-2015		
	Number of Students	Number of Awards	Undergraduate*** Awards Total	Number of Students	Number of Awards	Undergraduate*** Awards Total	Number of Students	Number of Awards	Undergraduate*** Awards Total
<b>UT Scholarships &amp; Grants</b>									
University Funding	8,189	8,777	\$ 39,614,571.11	8365	9267	\$ 41,809,136.77	8895	11405	\$ 47,929,812.42
Endowed University Funding	373	396	\$ 517,157.09	432	469	\$ 609,496.18	470	514	\$ 624,427.63
Foundation	1074	1323	\$ 1,861,492.74	1228	1562	\$ 2,135,852.61	1333	1771	\$ 2,553,926.75
Athletic Aid Awards	354	1686	\$ 3,964,724.87	360	1691	\$ 4,104,987.35	360	1719	\$ 4,000,190.03
<b>Total Scholarships &amp; Grants</b>			<b>\$45,957,946</b>			<b>\$48,659,473</b>			<b>\$55,108,357</b>
<b>State Awards</b>									
Ohio Grants	4911	4953	\$ 3,822,572.72	4450	4483	\$ 3,580,193.58	3565	3581	\$ 3,516,723.87
Ohio Scholarships	144	145	\$ 1,062,503.70	142	143	\$ 1,029,547.26	163	163	\$ 1,151,842.67
Non-Ohio Grants & Scholarships	3	3	\$ 25,900.00	4	4	\$ 27,800.00	7	7	\$ 59,082.12
<b>Total State Awards</b>			<b>\$4,910,976</b>			<b>\$4,637,541</b>			<b>\$4,727,649</b>
<b>Private Funding</b>									
Scholarships	1244	1402	\$ 2,015,559.71	1200	1342	\$ 2,180,866.12	1206	1312	\$ 2,230,776.23
<b>Federal Grants</b>									
Federal Pell Grant	6819	6843	\$ 25,547,743.00	6205	6227	\$ 23,691,171.00	5802	5806	\$ 22,476,423.00
Federal Supplemental Educational Opportunity Grant	1726	1735	\$ 940,513.00	1499	1502	\$ 826,090.00	1797	1798	\$ 976,988.00
Federal Academic Competitiveness Grant	0	0	\$ 0	0	0	\$ 0	0	0	\$ 0
Federal SMART Grant	0	0	\$ 0	0	0	\$ 0	0	0	\$ 0
Federal TEACH Grant	58	68	\$ 234,880.00	20	23	\$ 152,437.00	38	39	\$ 134,893.00
Misc Federal Grant	6	6	\$ 9,296.00	14	14	\$ 9,324.00	11	11	\$ 10,000.00
<b>Total Federal Grants</b>			<b>\$26,732,432</b>			<b>\$24,679,022</b>			<b>\$23,598,304</b>
<b>Total Grants &amp; Scholarships</b>			<b>\$79,616,914</b>			<b>\$80,156,902</b>			<b>\$85,665,086</b>

Source: Office of Financial Aid

Continued on next page

## FINANCIAL AID AWARDED TO STUDENTS

For Academic Years 2012-2013 through 2014-15 Continued

	2012-2013			2013-2014			2014-2015		
	Number of Students	Number of Awards	Undergraduate*** Awards Total	Number of Students	Number of Awards	Undergraduate*** Awards Total	Number of Students	Number of Awards	Undergraduate*** Awards Total
<b>Loans</b>									
Federal Subsidized Stafford Loans	8919	8953	\$ 33,524,879.00	8000	8026	\$ 29,584,409.00	7343	7345	\$ 26,924,854.00
Federal Unsubsidized Stafford Loans	9167	9198	\$ 36,841,862.00	8442	8469	\$ 33,674,518.00	7823	7826	\$ 31,593,382.00
Federal Parent Plus Loans	1,624	1,627	\$ 16,196,488.00	1,528	1,532	\$ 15,300,031.00	1,482	1,482	\$ 15,829,836.00
Federal Perkins Loans	487	487	\$ 1,068,453.00	687	687	\$ 1,538,970.00	804	805	\$ 1,791,248.00
State Nursing Loan	3	3	\$ 4,500.00	1	1	\$ 1,500.00	2	2	\$ 2,250.00
University Funding	4	4	\$ 8,000.00	1	1	\$ 2,000.00	2	2	\$ 3,000.00
Private Loans	958	968	\$ 9,081,822.90	856	868	\$ 8,002,319.92	811	821	\$ 7,892,237.00
<b>Total Loans</b>			<b>\$96,726,005</b>			<b>\$88,103,748</b>			<b>\$84,036,807</b>
<b>Work</b>									
Federal Work-Study	300	301	\$ 749,790.45	279	280	\$ 666,252.33	226	226	\$ 531,319.23
<b>Total Aid</b>			<b>\$177,092,709</b>			<b>\$168,926,902</b>			<b>\$170,233,212</b>

\*\*\* Academic Year aid for undergraduate students who had any fall enrollment activity.

Source: Office of Financial Aid

## Meal Plans for 2014-2015

For Academic Years 2014-15

<u>Plan</u>	<u>Total Cost</u>
Student Affairs Single	\$8.50
Gold Plan	\$1,836.00
Blue Plan	\$1,734.00
Rocket Plan	\$1,300.00
Block 150	\$1,199.00
Block 75	\$714.00
Block 50	\$493.00
Block 25	\$286.00
Commuter35	\$388.00

Source: Office of Financial Aid



15

## Faculty & Staff

16

THE UNIVERSITY OF TOLEDO

[Facts at a Glance](#)

[Students](#)

[Student Life &  
Financial Aid](#)

[Faculty & Staff](#)

[Finance](#)

[Research](#)

[Alumni](#)

[Additional Facts  
& Figures](#)

[Buildings](#)



# FACULTY AND STAFF HEADCOUNT BY WORK CATEGORY

For Academic Years 2015-16

15  
16

### 2015 Faculty and Staff – 6,647

#### Faculty (incl non-staff part-time)

Total Faculty: 1,541  
Gender: 55% Male, 45% Female  
Ethnicity: 79% White,  
18% Ethnic Minority,  
3%International,  
<1% Unknown

#### Staff (incl hospital staff)

Total Staff: 4,248  
Gender: 31% Male, 69% Female  
Ethnicity: 76% White,  
22% Ethnic Minority,  
1% International,  
1% Unknown

#### Research/GA's

Total: 858  
Gender:53% Male, 47% Female  
Ethnicity: 47% White,  
12% Ethnic Minority,  
41%International  
<1%Unknown

Source: Office of Institutional Research



15

## Finance

16

THE UNIVERSITY OF TOLEDO

[Facts at a Glance](#)

[Students](#)

[Student Life &  
Financial Aid](#)

[Faculty & Staff](#)

[Finance](#)

[Research](#)

[Alumni](#)

[Additional Facts  
& Figures](#)

[Buildings](#)

# FINANCE

<a href="#">Budget by Source of Funds</a> .....	40
<a href="#">Actuals by Category and General Fund</a>	
<a href="#">Actuals by Sources and Uses</a> .....	41

## BUDGET BY SOURCE OF FUNDS

For Fiscal Years 2006-07 through 2013-14

(\$ in thousands)								
Fund Source	2006-07	2007-08	2008-09	2009-10	2010-11	2011-12	2012-13	2013-14
Gross Student Tuition/Fees	208,700	220,488	235,474	257,674	274,025	282,990	280,163	276,000
Allowance	(34,976)	(38,044)	(46,491)	(57,622)	(68,052)	(67,048)	(64,841)	(67,103)
Net Student Tuition/Fees	173,724	182,444	188,983	200,052	205,973	215,942	215,322	208,897
State Appropriations	110,902	106,348	114,497	106,980	106,667	104,217	104,451	103,357
Gifts, Grants, and Contracts	73,666	68,126	64,037	77,440	69,941	67,287	64,089	60,689
Auxiliary Enterprises	57,620	62,870	70,543	70,882	65,056	64,764	54,235	49,366
Other:								
Hospital	216,212	239,983	246,917	251,580	252,246	248,299	257,044	261,444
Sales and Services	8,964	6,884	7,336	7,106	7,944	8,660	6,345	7,618
Reimbursements, Interest, and Other Revenue	19,865	26,898	26,880	27,345	28,298	21,433	25,648	30,422
<b>Total</b>	<b>660,953</b>	<b>693,553</b>	<b>719,193</b>	<b>741,385</b>	<b>736,125</b>	<b>730,602</b>	<b>727,134</b>	<b>721,793</b>
Total University Student Aid - University discount/allowance								
General Fund	34,976	38,044	46,491	57,622	68,052	67,048	64,841	67,103
Auxiliary Fund	3,370	3,847	4,014	4,129	4,866	4,956	5,345	5,703
<b>Total</b>	<b>38,346</b>	<b>41,891</b>	<b>50,505</b>	<b>61,751</b>	<b>72,918</b>	<b>72,004</b>	<b>70,186</b>	<b>72,806</b>

Source: Controller's Office

# ACTUALS BY CATEGORY AND GENERAL FUND ACTUALS BY SOURCES AND USES

For Fiscal Years 2006-07 through 2013-14

15  
16

## Institutional Data Report THE UNIVERSITY OF TOLEDO

<b>Actuals by Category</b>	<b>2006-07</b>	<b>2007-08</b>	<b>2008-09</b>	<b>2009-10</b>	<b>2010-11</b>	<b>2011-12</b>	<b>2012-13</b>	<b>2013-14</b>
General:								
Educational & Base Operating Funds*	281,601	298,346	310,964	312,224	311,926	312,149	320,303	323,874
Restricted:								
Research Contracts, Gifts	60,200	84,493	88,711	82,262	74,004	73,426	68,566	63,749
Auxiliary:								
Self Supporting- Residence Halls, Athletics, Service Enterprises*	57,620	62,870	70,543	62,722	59,886	59,808	48,890	43,663
Student Aid:								
University Funded Student Aid Allowance	38,346	41,891	50,505	61,751	72,918	72,004	70,186	72,806
Hospital								
Patient Care Revenue	216,212	239,983	246,917	251,580	252,246	248,299	257,044	261,444
<b>Total Funds Available*</b>	<b>653,979</b>	<b>727,583</b>	<b>767,640</b>	<b>770,539</b>	<b>770,980</b>	<b>765,686</b>	<b>764,989</b>	<b>765,536</b>

<b>General Fund Actuals by Sources &amp; Uses</b>	<b>2006-07</b>	<b>2007-08</b>	<b>2008-09</b>	<b>2009-10</b>	<b>2010-11</b>	<b>2011-12</b>	<b>2012-13</b>	<b>2013-14</b>
Sources:								
Student Fees	208,700	220,488	235,474	227,479	239,004	243,252	240,519	233,621
State Appropriations	110,902	106,348	114,497	106,980	106,667	104,217	104,451	103,357
Interest Income	4,450	(6,126)	(5,325)	3,854	1,721	1,938	4,005	10,322
Other Revenue	7,026	7,946	6,941	7,495	6,435	5,662	6,311	10,957
<b>Total General Fund Sources</b>	<b>331,078</b>	<b>328,656</b>	<b>351,587</b>	<b>345,808</b>	<b>353,827</b>	<b>355,069</b>	<b>355,286</b>	<b>358,257</b>
Uses:								
Salaries, Wages & Benefits	234,813	258,151	284,334	284,250	284,273	284,298	286,950	280,305
Supplies & Expenses	17,883	18,036	17,624	15,636	15,506	14,984	15,043	10,901
Fuel, Utilities, & Other Mandatory Cost	14,767	14,132	17,026	10,633	10,782	10,702	11,223	12,303
Debt Service	58,476	16,782	25,937	19,786	17,401	16,718	16,531	14,774
Other Expenses	5,139	21,555	6,666	15,503	25,865	28,367	25,539	39,974
<b>Total General Fund Uses</b>	<b>331,078</b>	<b>328,656</b>	<b>351,587</b>	<b>345,808</b>	<b>353,827</b>	<b>355,069</b>	<b>355,286</b>	<b>358,257</b>

(\$ in thousands) \*Reported as gross

Does not include loan, endowment or plant funds

Source: Controller's Office



15

## Research

16

THE UNIVERSITY OF TOLEDO

[Facts at a Glance](#)

[Students](#)

[Student Life &  
Financial Aid](#)

[Faculty & Staff](#)

[Finance](#)

[Research](#)

[Alumni](#)

[Additional Facts  
& Figures](#)

[Buildings](#)

# RESEARCH

<a href="#">Awards by Activity and Source</a> .....	44
<a href="#">Externally-Sponsored Awards by College</a> .....	45
<a href="#">Extramural Awards by Sponsor</a> .....	46
<a href="#">Extramural Awards by Class</a> .....	47

## AWARDS BY ACTIVITY AND SOURCE

For Fiscal Years 2006 through 2012

<b>Awards by Source:</b>	<b>FY2006</b>	<b>FY2007</b>	<b>FY2008</b>	<b>FY2009</b>	<b>FY2010</b>	<b>FY2011</b>	<b>FY2012</b>
Federal	\$ 44,343,268	\$ 31,772,395	\$ 40,090,922	\$ 45,123,134	\$ 62,479,503	\$ 55,063,416	\$37,093,699
Non-Federal	\$ 13,095,947	\$ 30,376,850	\$ 16,203,198	\$ 26,437,802	\$ 12,681,406	\$ 12,812,417	\$10,584,923
<b>Award Total</b>	<b>\$ 57,439,214</b>	<b>\$ 62,149,245</b>	<b>\$ 56,294,119</b>	<b>\$ 71,560,936</b>	<b>\$ 75,160,908</b>	<b>\$ 67,875,833</b>	<b>\$47,678,622</b>
<b>Awards by Non-Federal Source:</b>							
Ohio Government	\$ 8,027,880	\$ 24,421,033	\$ 8,632,756	\$ 18,301,054	\$ 7,690,393	\$ 6,341,107	\$5,995,235
Other Government	\$ 41,565		\$ 59,123	\$ 77,102	\$ 108,045	\$ 65,762	\$125,301
Educational Institution	\$ 236,470	\$ 627,256	\$ 375,395	\$	\$	\$ 114,803	\$219,260
Corporate	\$ 2,387,721	\$ 3,403,208	\$ 3,524,448	\$ 3,668,370	\$ 3,308,862	\$ 4,696,983	\$2,885,417
Non-Profit	\$ 2,402,311	\$ 1,925,353	\$ 3,611,476	\$ 4,173,496	\$ 1,477,035	\$ 1,593,762	\$1,359,710
<b>Total Non-Federal Awards</b>	<b>\$ 13,095,947</b>	<b>\$ 30,376,850</b>	<b>\$ 16,203,198</b>	<b>\$ 26,437,802</b>	<b>\$ 12,681,406</b>	<b>\$ 12,812,417</b>	

Other includes funding from other state governments, educational institutions, corporations and nonprofits.

Source: Research and Sponsored Programs



## EXTERNALLY-SPONSORED AWARDS BY COLLEGE

For Fiscal Years 2007-08 through 2011-12

	2007-08	2008-09	2009-10	2010-11	2011-12
Adult and Lifelong Learning, College of	\$86,765	\$292,059	\$89,456	\$155,657	\$677,020
Business Innovation, College of	\$317,659	\$241,171	\$183,200	\$140,000	\$218,062
Education - Health Science & Human Service, Judith Herb College of	\$9,243,995	\$4,907,066	\$6,342,497	\$1,658,083	\$4,333,285
Engineering, College of	\$9,445,566	\$10,630,785	\$11,963,919	\$13,673,403	\$9,901,754
Health Science Campus					
Innovative Learning, College of					\$16,200
Languages, Literature and Social Sciences, College of	\$1,002,409	\$897,285	\$3,329,180	\$1,323,441	\$571,203
Law, College of				\$27,698	
Medicine, College of	\$18,356,987	\$22,633,684	\$26,705,754	\$27,539,760	\$21,889,759
Natural Sciences & Mathematics, College of	\$12,222,408	\$25,085,229	\$18,689,281	\$12,755,321	\$7,246,702
Nursing, College of	\$42,429	\$65,725	\$109,895	\$82,408	\$527,243
Other	\$5,031,877	\$5,523,409	\$4,514,778	\$8,911,998	\$842,326
Pharmacy & Pharmaceutical Sciences, College of	\$1,259,396	\$1,663,025	\$2,794,936	\$1,888,448	\$1,455,067
University Administration	\$9,000	\$163,090	\$229,000		
University Libraries	\$1,000		\$241,960	\$2,771	
Visual and Performing Arts, College of	\$0				
<b>Totals</b>	<b>\$57,019,491</b>	<b>\$72,102,528</b>	<b>\$75,193,856</b>	<b>\$68,158,989</b>	<b>\$47,678,622</b>

Source: Research and Sponsored Programs

## EXTRAMURAL AWARDS BY SPONSOR & CLASS

For Fiscal Year 2012

15

16

# Institutional Data Report THE UNIVERSITY OF TOLEDO

Agency Code		Total
NIH	National Institutes of Health	\$ 17,080,732
NSF	National Science Foundation	\$ 6,216,383
NASA	National Aeronautics and Space Agency	\$ 4,043,555
DOE	Department of Energy	\$ 1,864,979
DOD	Department of Defense	\$ 1,546,729
DoEd	Department of Education	\$ 1,461,158
USDA	Department of Agriculture	\$ 1,427,776
EPA	Environmental Protection Agency	\$ 995,666
HRSA	Health Resources & Services Administration	\$ 959,334
DOI	Department of the Interior	\$ 713,133

Source: Research and Sponsored Programs

[Facts at a Glance](#)

[Students](#)

[Student Life &  
Financial Aid](#)

[Faculty & Staff](#)

[Finance](#)

[Research](#)

[Alumni](#)

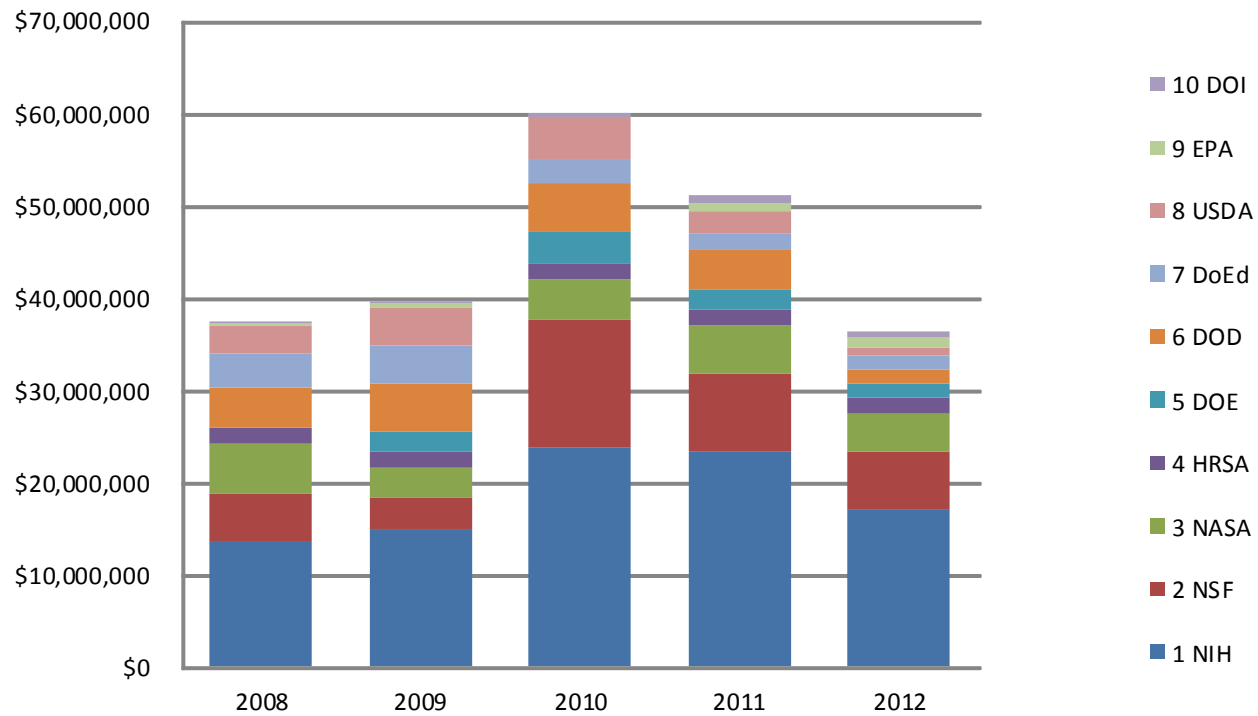
[Additional Facts  
& Figures](#)

[Buildings](#)

# EXTRAMURAL AWARDS BY CLASS

For Fiscal Years 2008–2012

15  
16



Source: Research and Sponsored Programs



15

## Alumni

16

THE UNIVERSITY OF TOLEDO

[Facts at a Glance](#)

[Students](#)

[Student Life &  
Financial Aid](#)

[Faculty & Staff](#)

[Finance](#)

[Research](#)

[Alumni](#)

[Additional Facts  
& Figures](#)

[Buildings](#)

## ALUMNI BY LOCATION

For Fiscal Years 2015

Geo Name	Total	Geo Name	Total	Geo Name	Total	Geo Name	Total	Geo Name	Total
Alabama - AL	278	New Jersey - NJ	942	BANGLADESH - 206	2	IRAN - 220	13	SERBIA - 172	1
Alaska - AK	79	New Mexico - NM	226	BELGIUM - 512	3	IRELAND - 548	1	SIERRA LEONE - 175	1
American Samoa - AS	1	New York - NY	1,678	BERMUDA - 420	4	ISRAEL - 224	8	SINGAPORE - 268	40
Arizona - AZ	1,464	North Carolina - NC	2,012	BOLIVIA - 710	2	ITALY - 552	1	SLOVENIA - 589	1
Arkansas - AR	135	North Dakota - ND	32	BOTSWANA - 108	1	IVORY COAST - 139	3	SOUTH AFRICA - 178	3
California - CA	3,728	Northern Mariana Islands - MP	1	BRAZIL - 715	11	JAMAICA - 461	3	SOUTH KOREA - 234	18
Colorado - CO	1,112	Ohio - OH	97,590	BULGARIA - 514	2	JAPAN - 226	31	SPAIN - 576	9
Connecticut - CT	362	Oklahoma - OK	182	CAMEROON - 113	1	JORDAN - 228	16	SRI LANKA - 270	4
Delaware - DE	112	Oregon - OR	401	CANADA - CAN	119	KENYA - 140	2	ST. LUCIA - 488	1
District of Columbia - DC	173	Pennsylvania - PA	1,824	CAYMAN ISLANDS - 429	1	KUWAIT - 236	56	SWEDEN - 580	15
Florida - FL	4,697	Puerto Rico - PR	25	CHILE - 720	2	LAOS - 238	1	SWITZERLAND - 582	6
Georgia - GA	1,638	Rhode Island - RI	80	CHINA - 212	146	LEBANON - 240	16	SYRIA - 272	3
Guam - GU	5	South Carolina - SC	951	COLOMBIA - 725	2	LIBYA - 145	2	TAIWAN - 273	23
Hawaii - HI	114	South Dakota - SD	37	COSTA RICA - 615	2	MADAGASCAR - 147	1	THAILAND - 274	57
Idaho - ID	115	Tennessee - TN	965	CYPRUS - 214	1	MALAYSIA - 244	143	TORONTO ONTARIO - 611	2
Illinois - IL	2,216	Texas - TX	2,441	CZECH & SLOVAK FED. REP. - 522	2	MEXICO - 640	8	TRINIDAD - 495	1
Indiana - IN	2,062	Utah - UT	160	DENMARK - 524	1	NEPAL - 250	4	TURKEY - 276	13
Iowa - IA	217	Vermont - VT	85	DOMINICAN REPUBLIC - 444	1	NETHERLANDS - 564	5	UGANDA - 191	1
Kansas - KS	231	Virgin Islands - VI	5	ECUADOR - 730	2	NEW ZEALAND - 349	6	UKRAINE - 762	2
Kentucky - KY	730	Virginia - VA	1,501	EGYPT - 126	15	NIGERIA - 163	10	UNITED ARAB EMIRATES - 278	64
Louisiana - LA	201	Washington - WA	723	EL SALVADOR - 620	2	NORTHERN IRELAND - 565	2	UNITED KINGDOM - 540	34
Maine - ME	102	West Virginia - WV	226	FRANCE - 532	19	NORWAY - 566	8	UZBEKISATN - 203	1
Maryland - MD	952	Wisconsin - WI	595	GABON - 131	1	OMAN - 252	9	VENEZUELA - 770	28
Massachusetts - MA	678	Wyoming - WY	38	GAMBIA - 133	8	PAKISTAN - 254	8	VIETNAM - 279	2
Michigan - MI	13,457	AFGHANISTAN-202	2	GERMANY - 534	22	PAPUA NEW GUINEA - 354	1	WALES - 585	1
Minnesota - MN	524	ALGERIA - 102	1	GHANA - 134	2	PHILIPPINES - 359	7	YUGOSLAVIA - 586	1
Mississippi - MS	116	ARGENTINA - 705	1	GREECE - 542	13	POLAND - 568	3	ZAMBIA - 197	1
Missouri - MO	513	AUSTRALIA - 304	11	GUYANA - 745	1	PORTUGAL - 570	1	ZIMBABWE - 199	1
Montana - MT	81	AUSTRIA - 506	6	HONG KONG - 216	16	QATAR - 260	6	ARMY, NAVY, AIR FORCE - AA	61
Nebraska - NE	99	AZERBAIJAN - 700	1	ICELAND - 546	1	ROMANIA - 572	1		
Nevada - NV	485	BAHAMAS - 411	3	INDIA - 218	305	RUSSIA - 284	2		
New Hampshire - NH	150	BAHRAIN - 204	17	INDONESIA - 334	72	SAUDI ARABIA - 266	122		

Source: Controller's Office

[Facts at a Glance](#)[Students](#)[Student Life & Financial Aid](#)[Faculty & Staff](#)[Finance](#)[Research](#)[Alumni](#)[Additional Facts & Figures](#)[Buildings](#)



15

## Additional Facts & Figures

16

THE UNIVERSITY OF TOLEDO

[Facts at a Glance](#)

[Students](#)

[Student Life &  
Financial Aid](#)

[Faculty & Staff](#)

[Finance](#)

[Research](#)

[Alumni](#)

[Additional Facts  
& Figures](#)

[Buildings](#)

# Libraries

For Fiscal Years 2004-05 through 2013-14

15  
16

# Institutional Data Report

## THE UNIVERSITY OF TOLEDO

	2004-05	2005-06	2006-07	2007-08	2008-09	2009-10	2010-11†	2011-12	2012-13	2013-14
<b>COLLECTIONS</b>										
Volumes in Library	1,940,501	1,792,774	1,835,853	1,994,546	2,008,761	1,997,946	2,447,347	2,492,008	N/A	1,353,878
Volumes Added (Gross)	12,406	8,349	6,819	8,008	208,373	55,614	85,054	47,469	N/A	24,307
Current Serials - Total	6,254	3,435	1,841	161,871	174,266	168,117	80,541	226,631	N/A	224,841
Microform Units	1,691,194	1,693,401	1,695,685	1,778,468	1,778,469	1,762,443	64,526	1,392,434	N/A	1,760,185
Government Documents	9,000	0	544	544	597	252,036	14,957	243,497	N/A	253,421
<b>ACQUISITIONS</b>										
Monographs Purchased	8,939	4,409	4,618	6,441	4,975	1,615	1,290	1,515	N/A	2,244
Serials Purchased (Subscriptions)	6,141	3,322	1,841	109,973	160,934	168,107	80,541	226,631	N/A	224,841
<b>SERVICES</b>										
Total Items Loaned	56,458	6,203	5,420	9,889	18,950	53,647	7,206	6,452	N/A	4,790
Total Items Borrowed	12,698	7,357	6,020	9,112	27,104	63,001	16,505	10,801	N/A	10,691
Reference Transactions	24,231	22,207	11,160	14,189	18,943	19,725	10,063	14,430	N/A	3,572
Circulation	155,123	164,606	149,721	165,529	232,372	117,982	152,610	146,868	N/A	30,160
<b>STAFF FTE</b>										
Faculty/Professional Staff	26.33	26.33	25	24.66	25	27	27.75	27.60	N/A	28.5
Support Staff	41.5	41.5	37.5	36	35.5	35	26.30	17.00	N/A	22.5
Student Assistants	18.5	20.5	18	16	16	16	23.62	22.20	N/A	10.0
<b>EXPENDITURES</b>										
Library Materials:										
Monographs	\$72,648	\$188,331	\$331,320	\$167,900	\$93,782	\$100,783	\$86,232	\$119,070	N/A	N/A
Current Serials	\$1,172,541	\$1,378,911	\$1,157,695	\$1,192,523	\$542,645	\$257,781	\$217,021	Included in number below	N/A	Included in number below
Other Library Materials*	\$36,754	\$42,311	\$880,463	\$52,293	\$2,128,023	\$2,915,246 <sup>#</sup>	\$2,714,841 <sup>#</sup>	\$2,476,945 <sup>#</sup>	N/A	\$2,686,378 <sup>#</sup>
Contract Binding	\$16,111	\$11,666	\$104,942	\$715	\$4,751	\$922	\$7,249	\$11,114	N/A	N/A
Miscellaneous	\$995,000	\$0	\$137,942	\$20,333	\$0	\$0	\$150,776	\$229,286	N/A	\$94,098
Salary and Wages:										
Faculty /Professional Staff	\$1,814,088	\$2,153,356	\$2,198,024	\$2,025,717	\$1,989,241	\$2,285,687	\$2,374,822	\$2,127,517	N/A	\$2,226,475
Support Staff	\$1,171,595	\$1,190,718	\$1,121,716	\$1,664,922	\$2,082,224	\$1,100,051	\$1,182,607	\$899,345	N/A	\$741,192
Student Assistants	\$206,725	\$226,723	\$234,153	\$219,349	\$258,474	\$167,769	\$248,184	\$244,116	N/A	\$147,080
Other Operating Expenditures	\$192,876	\$154,781	\$165,701	\$153,021	\$149,412	\$150,098	\$27,198	\$75,687	N/A	\$441,854
<b>Total Library Expenditures</b>	<b>\$5,982,538</b>	<b>\$5,346,797</b>	<b>\$6,239,013</b>	<b>\$5,496,773</b>	<b>\$7,248,552</b>	<b>\$6,978,337</b>	<b>\$4,296,415</b>	<b>\$6,183,083</b>	<b>N/A</b>	<b>\$6,396,299</b>

\*Represents bibliographic and full text databases for which expenditures can be tracked separately; expenditures for other databases and for materials such as maps and audiovisuals are included in those for monographs and serials.

<sup>#</sup>This includes electronic individual serial titles

†Began including Law Library statistics

[Facts at a Glance](#)

[Students](#)

[Student Life &  
Financial Aid](#)

[Faculty & Staff](#)

[Finance](#)

[Research](#)

[Alumni](#)

[Additional Facts  
& Figures](#)

[Buildings](#)



15

## Buildings

16

THE UNIVERSITY OF TOLEDO

[Facts at a Glance](#)

[Students](#)

[Student Life &  
Financial Aid](#)

[Faculty & Staff](#)

[Finance](#)

[Research](#)

[Alumni](#)

[Additional Facts  
& Figures](#)

[Buildings](#)



# BUILDINGS

<a href="#">Number of Buildings, by campus</a> .....	54
<a href="#">Acreage, by campus</a> .....	55
<a href="#">Assignable Square Feet of Classrooms, Class Labs and Research Labs</a> .....	56
<a href="#">Assignable Square Feet, major function and campus</a> .....	56
<a href="#">Main Campus Maps</a> .....	58
<a href="#">Health Science Campus Maps</a> .....	59
<a href="#">Scott Park Campus Maps</a> .....	60

## BUILDINGS

Number of Buildings by campus (Spring 2015)

Campus	Major* <sup>1</sup>	Other	Total
Main Campus	64	11	75**
Health Science Campus	20	6	26***
Scott Park Campus	12	1	13
Arboretum Campus	1	-	1
Art Museum Campus	2	-	2
Lake Erie Campus	2	1	3
<b>Total</b>	<b>101</b>	<b>19</b>	<b>120</b>

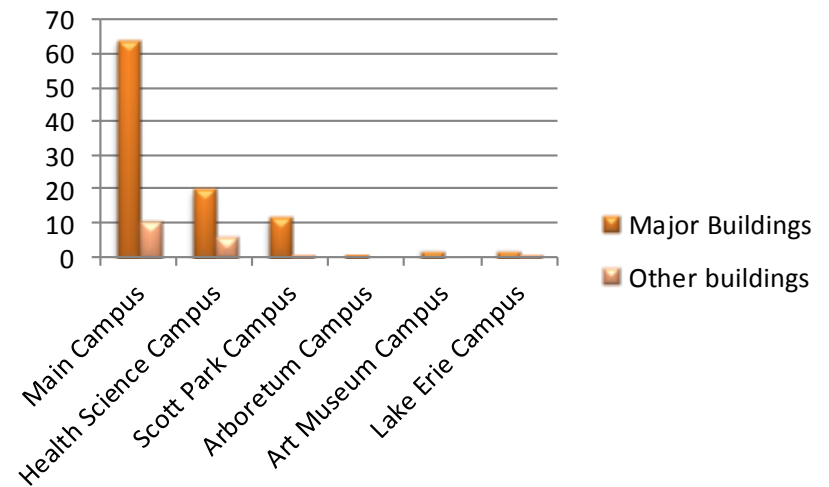
\*: Buildings with the same "BLDG NO." are considered one building

\*\* : Varsity T pavilion is NOT included

\*\*\*: Includes Tunnels

<sup>1</sup>Major buildings are those with 5,000 or more gross square feet of area

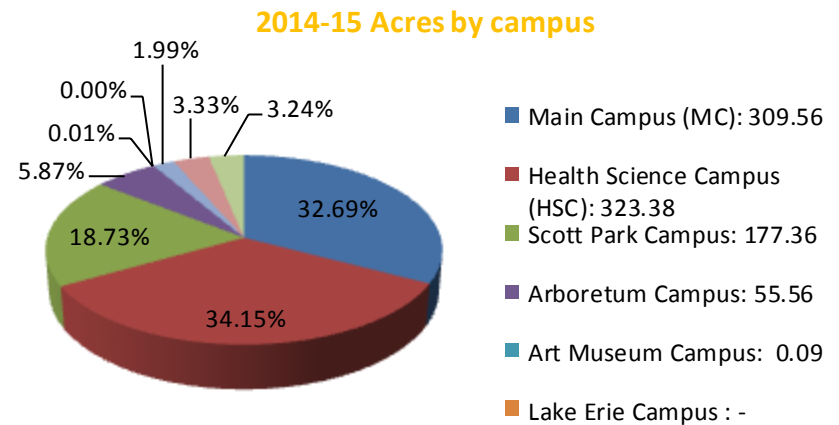
2014—15 Numbers of Buildings by campus



## BUILDINGS

Acreege by campus (Spring 2015)

Campus	Acres	%
Main Campus (MC)	309.56	32.69%
Health Science Campus (HSC)	323.38	34.15%
Scott Park Campus	177.36	18.73%
Arboretum Campus	55.56	5.87%
Art Museum Campus <sup>1</sup>	0.09	0.01%
Lake Erie Campus <sup>2</sup>	-	-
Gard Island (MI) <sup>3</sup>	18.8	1.99%
UT Foundation @ MC	31.53	3.33%
UT Foundation @ HSC	30.65	3.24%
<b>Total</b>	<b>946.93</b>	<b>100.00%</b>



1. UT leases the land (5.87 Ac) on which its buildings and parking are located from the Toledo Museum of Art  
UT owns a small parcel (0.09 Ac) in addition to the land leased from the Toledo Museum of Art
2. UT leases the land (5.23 Ac) on which its buildings and parking are located from the Ohio Dept of Natural Resources
3. An island located in North Maumee Bay, in western basin of Lake Erie

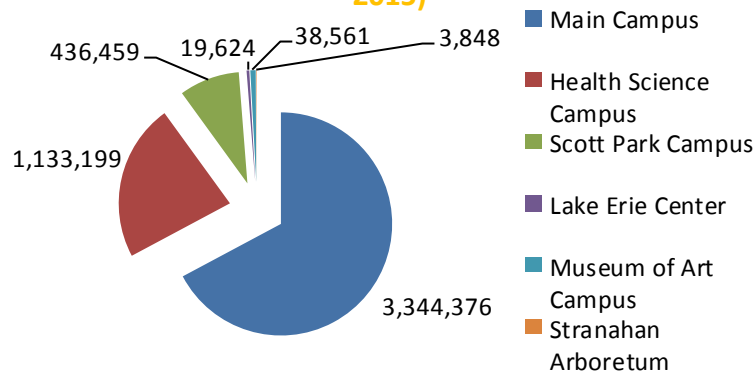
# BUILDINGS

## Assignable Square Feet

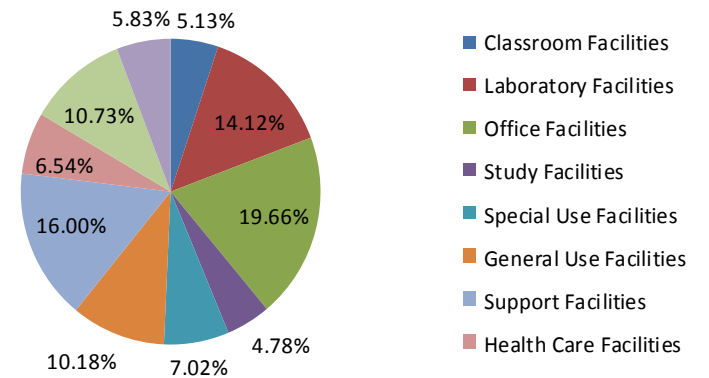
### Number and Assignable Square Feet of Classrooms, Class Labs and Research Labs

	Fall 2004 2004 AI Submitted 02/05		Fall 2005 2005 AI submitted 02/06		Fall 2006 2006 AI Submitted 01/07		Fall 2007 2007 AI Submitted 01/08		Fall 2008 2008 AI Submitted 02/09		Fall 2009 2009 AI Submitted 02/10		Fall 2010 2010 AI Submitted 02/11		Fall 2011 2011 AI Submitted 02/12		Fall 2012 2012 AI Submitted 02/13		Fall 2013 2013 AI Submitted 02/14		Fall 2014 2014 AI Submitted 01/15	
	Num- ber	ASF	Num- ber	ASF	Num- ber	ASF	Num- ber	ASF	Num- ber	ASF	Num- ber	ASF	Num- ber	ASF	Num- ber	ASF	Num- ber	ASF	Num- ber	ASF	Num- ber	ASF
Number and Assign- able Square Feet of Classrooms	210	213,330	204	211,975	193	209,912	204	216,888	206	222,524	229	240,941	250	270,085	254	272,021	238	259,245	232	256,158	231	256,185
Number and Assign- able Square Feet of Class Labs	132	166,873	134	162,697	143	192,153	135	202,567	143	210,816	153	222,756	183	244,264	169	226,763	161	218,867	167	227,062	175	247,442
Assignable Square Feet of Research Labs		320,471		325,145		324,600		319,589		313,422		317,801		336,341		338,361		351,092		347,268		352,308

Assignable Square Feet by Campus (Spring 2015)



Assignable Square Feet by Major Function



Note: Number is number of rooms (Area Type 110); ASF includes rooms and Service (Area Type 110 and 115)

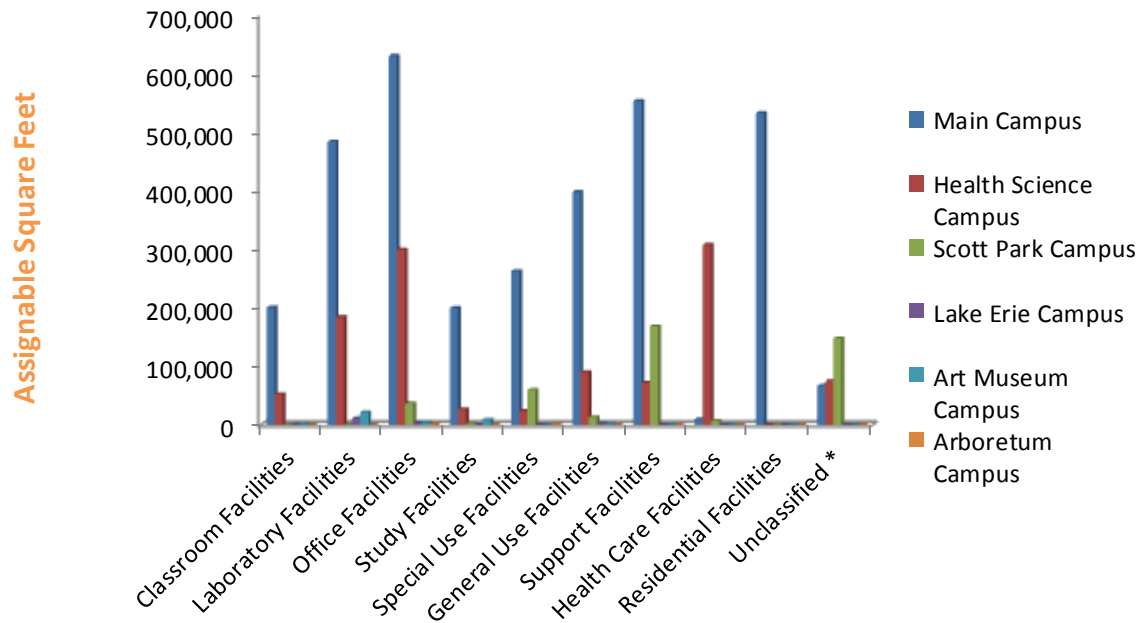
# BUILDINGS

Assignable Square Feet

15  
16

## Institutional Data Report THE UNIVERSITY OF TOLEDO

Assignable Square Feet by Campus and Major Function



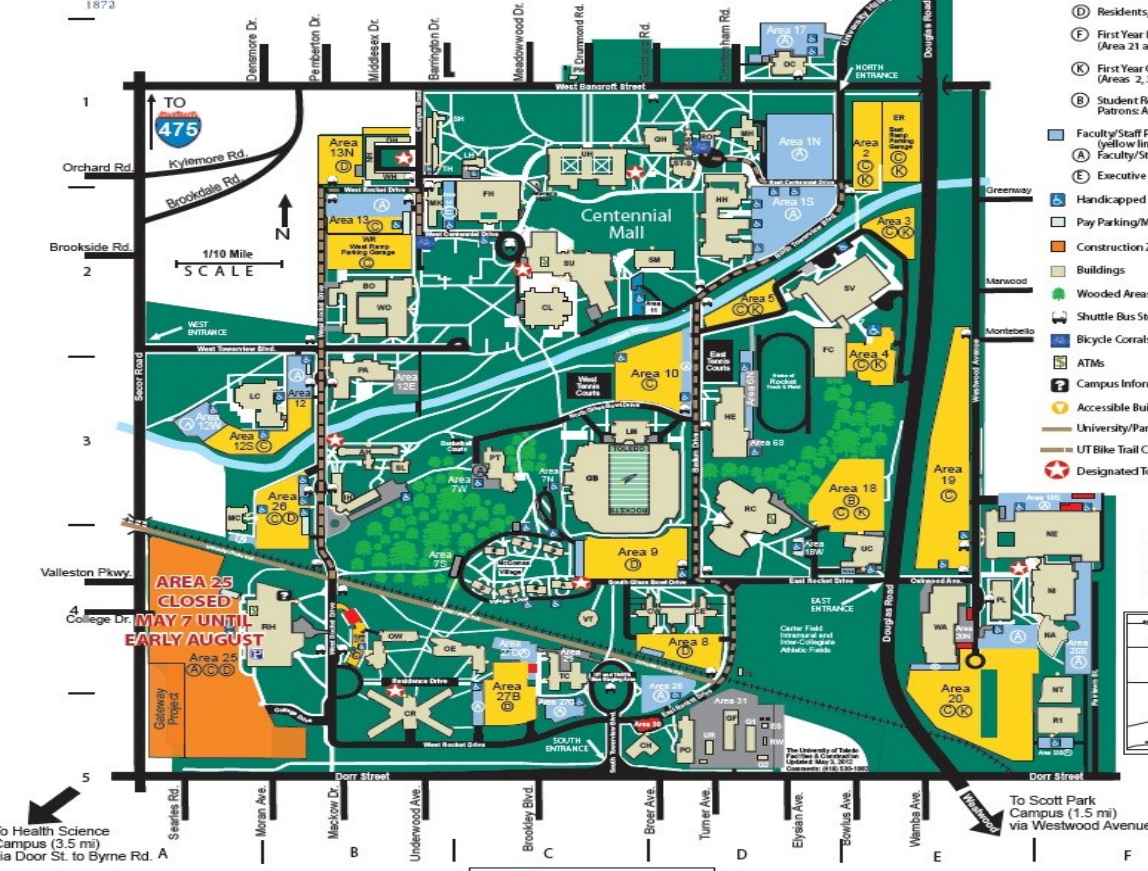
### BUILDINGS

#### Main Campus Map



# The University of Toledo

Welcome to Main Campus!  
2801 West Bancroft Street, Toledo OH 43606  
41°39'44"(N) 83°36'51"(W)  
www.utoledo.edu



#### MAP KEY

- Visitor Parking
- Visitor Parking Permits
- Student Parking (white lined spaces)
- Commuters, Other Than First Year
- Residents, Other Than First Year
- First Year Residents (Area 21 at Scott Park Campus)
- First Year Commuters (Areas 2, 3, 4, 5, 18, 20, ER)
- Student Recreation Center Patrons: Area 18 Only
- Faculty/Staff Parking (yellow lined spaces)
- Faculty/Staff
- Executive
- Handicapped Parking
- Pay Parking/Meters
- Construction Zone
- Buildings
- Wooded Areas
- Shuttle Bus Stops
- Bicycle Corrals
- ATMs
- Campus Information
- Accessible Building Entrances
- University/Parks Trail
- UT Bike Trail Connector to Corrals
- Designated Tobacco Use Area

#### BUILDING DIRECTORY

AT	Academic House	B3
BO	Bowman-Oddy Laboratories	B2
CE	Carter Hall East	D4
CH	Child Care Center	C3
CL	Carlson Library	C2
CR	The Crossings	B5
CW	Carter Hall West	D4
DC	Driscoll Alumni Center	D1
DH	Dowd Hall	B1
ER	East Ramp Parking Garage	F4
FC	Fetterman Training Center	D2
FH	Memorial Field House	C2
GB	Glass Bowl Stadium	C3
GF	Grounds and Fleet Services	D5
GH	Gilham Hall	D1
HE	Health Education Center	D3
HH	Health and Human Services	D2
IH	Horton International House	B3
IS	Intramural Storage	D4
LC	Law Center	A3
LH	Libbey Hall	C1
LH	Larimer Athletic Complex	C3
MC	Main Campus Medical Center	A3
MH	McMaster Hall	D1
MK	MacKinnon Hall	B2
MV	James D. McComas Village	C4
NA	Nitschke Auditorium	F4
NE	North Engineering	D1
NH	Nash Hall	B1
NI	Nitschke Hall	F4
NT	Nitschke Technology Commercialization Complex	F4
OE	Ottawa House East	B4
OW	Ottawa House West	B3
PA	Center for Performing Arts	B3
PH	Peterson House	C1
PL	Palmer Hall	E4
PO	Plant Operations	D5
PT	Parks Tower	F5
R1	Research & Tech. Complex 1	F5
RC	Student Recreation Center	D4
RH	Rocket Hall	B4
RI	Ritter Astrophysical Research	D1
SH	Scott Hall	B1
SL	Sullivan Hall	D1
SM	Snyder Memorial	D2
ST-N	Stranahan Hall North	D1
ST-S	Stranahan Hall South	D1
SU	Student Union	C2
SV	John F. Savage Arena	E2
TC	Transportation Center	C1
TH	Tucker Hall	B1
UC	University Computer Center	E4
UH	University Hall	C1
UR	University Recycling	D5
VT	Varsity - T Pavilion	C4
WA	Westwood Research Annex	E4
WH	White Hall	B1
WO	White Hall	B2
WR	West Ramp Parking Garage	B2

#### Rocket Hall Student Services

- Accessibility, Office of (1820)
- Admission, Undergraduate (1300)
  - Adult Students
  - High School Students
  - International Students
  - Military Service Center
  - Transfer Students
- MyPics (1917)
  - Meal Plans
  - Parking Permits
  - ID Cards
  - Cellular Services
- Counseling Center (1810)
- Loans/Special Accounts (1850)
- Rocket Solution Central (1200)
  - Financial Aid/Scholarships
  - Registration
  - Student Account Information
  - Enrollment Verification
  - Grades/Transcripts
  - Graduation Information
- College of Adult & Lifelong Learning (1840)
  - G.A.L. Undergrad. Degree Programs

#### ADMINISTRATION DIRECTORY

Office of the President	UH 3500
Chancellor and Executive Vice President for Biosciences and Health Affairs	MLB 213*
Provost and Executive Vice President for Academic Affairs, Main Campus	UH 3510
Executive Director for UT Medical Center	MLB 221*
Vice President for External Affairs, Admission, Equity and Diversity	RH 1000
Vice President for Administration	UH 3580
Vice President for Finance	LR 2110F**
Vice President and General Counsel	UH 3520
Vice President for Governmental Relations	UH 3340
Vice President for Information Technology/CIO	UC 1000B
Vice President for Institutional Advancement	DC 1001
Vice President for Research and Economic Development	UH 3510
Vice President for Student Affairs	UH 3630
Director of Athletics	SV 1110
Office of Board of Trustees	UH 3560

#### FREQUENT CAMPUS DESTINATIONS

Alumni Office	DC
ATMs	RC, RH, SU
Athletic Ticket Office	SV
Campus Card/I.D. Center	RH
Doermann Theatre	UH
Food Court	SU
Fraternities/Sororities	RH
Graduate Admissions	UH
Honors Program	SL
Human Resources	UH
Information Commons/Library	CL
Institutional Research	UH
Learning Enhancement Center	CL
Lost and Found	TC
Main Campus Med Center/Pharmacy	MC
Multicultural Student Services	SM
Parking Enforcement (info/appeals)	TC
Parking Permits	RH
Planetarium	RO
Police Department	TC
Residence Life/Campus Housing	SU
Rocket Copy/Information Booth	SU
ROTC	HE
Rocket Solution Central	RH
Student Legal Services	SU
Student Recreation Center	RC
Student Support Services	CL
University Bookstore	SU
Urban Affairs Center	SU
UT Federal Credit Union	SU
WXUT-FM Student Radio	SU
Writing Center	CL

#### COLLEGE DIRECTORY

College of Adult and Lifelong Learning	UH 1840
Office of the Dean	RH 1840
College of Business and Innovation	ST-S 5021
Office of the Dean	MLB 213*
Judith Herb College of Education, Health Science and Human Service	UH 3302
Office of the Dean	UH 3302
College of Engineering	NI 5012
Office of the Dean	UH 3240
College of Graduate Studies	UH 3240
Honors College	UH 3240
Office of the Dean	SL 1080
College of Innovative Learning	FH 3020
Office of the Dean	UH 3180
College of Languages, Literature and Social Sciences	LC 2000
Office of the Dean	UH 3180
College of Law	LC 2000
Office of the Dean	MLB 213*
College of Medicine and Life Sciences	UH 3180
Office of the Dean	MLB 213*
College of Natural Sciences and Mathematics	WO 2246
Office of the Dean	UH 3180
College of Nursing	COB 4425*
Office of the Dean	UH 3180
College of Pharmacy and Pharmaceutical Sciences	HEB 145*
Office of the Dean	VA 1290**

\*Health Science Campus  
\*\*Scott Park Campus  
\*\*\*Museum of Art Campus

Campus Emergency: Call 911 or Campus Police at 419-530-2600.  
UT's Night Watch Escort Service call 419-530-3024.



\*Tobacco use is restricted to designated use areas only





# BUILDINGS


## Scott Park Campus Map

15  
16

# Institutional Data Report THE UNIVERSITY OF TOLEDO

## The University of Toledo

Welcome to the Scott Park Campus of Energy & Innovation!  
Nebraska Avenue and Parkside Boulevard, Toledo OH 43607



THE UNIVERSITY OF  
**TOLEDO**  
1872

To Main Campus  
(1.5 miles via Westwood)

1  
2  
3  
4

Westwood Avenue

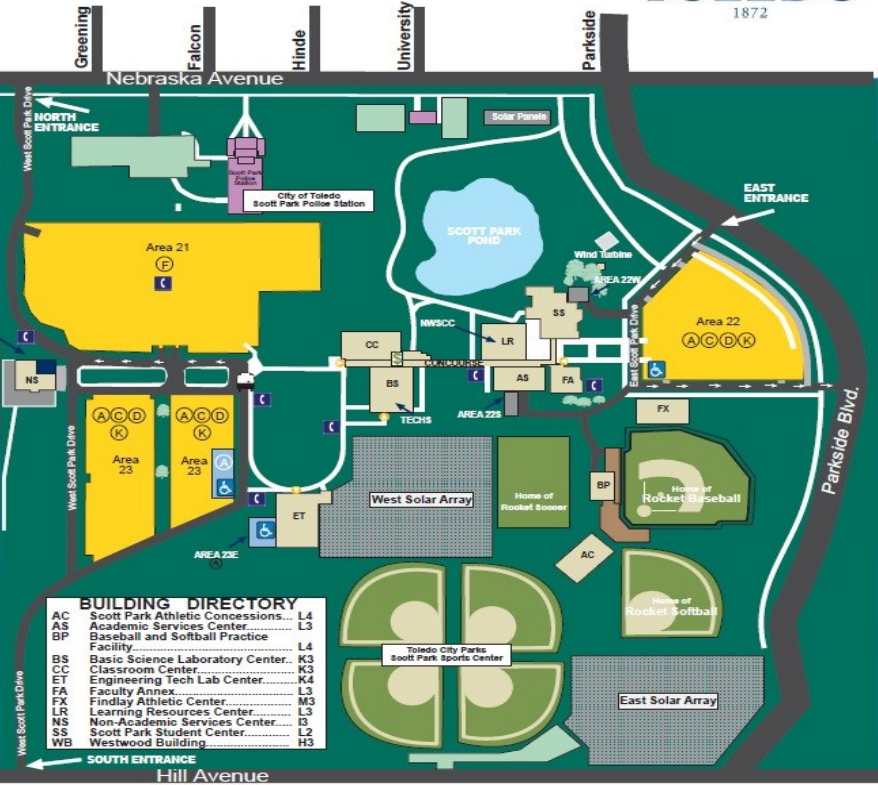
Hartwell

Stockdale

Hawkins

To Health Science Campus  
(4.5 miles via Byrne Road)

To I-475 via Byrne Road & Airport Hwy.



**MAP KEY**

- Student Parking (white lined spaces)
- Residents
- First Year Residents
- First Year Commuters
- Faculty/Staff Parking (yellow lined spaces)
- Handicapped Parking
- Wooded Areas
- Service Vehicle Parking
- Buildings
- ATMs
- Shuttle Bus Stops
- Emergency Phones
- Non-UT Buildings
- Non-UT Parking
- Accessible Building Entrances

**BUILDING DIRECTORY**

AC	Scott Park Athletic Concessions	L4
AS	Academic Services Center	L3
BP	Baseball and Softball Practice Facility	L4
BS	Basic Science Laboratory Center	K3
CC	Classroom Center	K3
ET	Engineering Tech Lab Center	K4
FA	Faculty Annex	L3
FX	Findlay Athletic Center	M3
LR	Learning Resources Center	L3
NS	Non-Academic Services Center	L2
SS	Scott Park Student Center	L2
WB	Westwood Building	H3

**MAP KEY**

- Student Parking (white lined spaces)
- Residents
- First Year Residents
- First Year Commuters
- Faculty/Staff Parking (yellow lined spaces)
- Handicapped Parking
- Wooded Areas
- Service Vehicle Parking
- Buildings
- ATMs
- Shuttle Bus Stops
- Emergency Phones
- Non-UT Buildings
- Non-UT Parking
- Accessible Building Entrances

**FREQUENT CAMPUS DESTINATIONS**

ATM	Concourse
Auditorium	SS
Cafeteria	SS
Center for Competitiveness in the Construction Industry	LR
Facilities & Construction	SS
Finance	LR
VP for Finance	
Accounts Payable	
General Accounting	
Grants Accounting	
Payroll	
Purchasing (Resource Management)	
Treasurer/Financial Reporting	
Food Court	Concourse
Internal Auditor	AS
Labor Management Center	LR
Minority Business Development Ctr.	ET
Northwest State Community College	LR
TECHS (Toledo Early College High School - Toledo Public Schools)	BS
Testing Center	AS
Toledo Excell.	LR
Upward Bound	LR
VIP Room	SS
Workplace Credit Programs	LR

**ADMINISTRATION DIRECTORY**

Office of the President	UH 3500*
Chancellor and Executive Vice President for Biosciences and Health Affairs	MLB 213**
Provost and Executive Vice President for Academic Affairs, Main Campus	UH 3340*
Senior Vice President for Finance and Administration	MLB 221**
Executive Director for UT Medical Center	MLB 221**
Vice President for External Affairs, Admission, Equity and Diversity	RH 1060*
Vice President for Facilities and Construction	PO 1120*
Vice President for Finance	LR 2110
Vice President and General Counsel	UH 3620*
Vice President for Governmental Relations and Campus Safety	UH 3510*
Vice President for Human Resources	UH 3580*
Vice President for Information Technology/CIO	UC 1000*
Vice President for Institutional Advancement	DC 1001*
Vice President for Research and Economic Development	R1 2300*
Vice President for Student Affairs	UH 3830*
Vice President and Director of Athletics	SV 4000*
Office of Board of Trustees	UH 3560*

**COLLEGE DIRECTORY**

College of Adult and Lifelong Learning	RH 1840*
Office of the Dean	
College of Business and Innovation	ST-S 5021*
Office of the Dean	
Judith Herb College of Education, Health Science and Human Services	HH 3302*
Office of the Dean	
College of Engineering	NI 5012*
Office of the Dean	
College of Graduate Studies	UH 3240*
Office of the Dean	
Honors College	SL 1080*
Office of the Dean	
College of Innovative Learning	FH 3020*
Office of the Dean	
College of Languages, Literature, and Social Sciences	UH 3180*
Office of the Dean	
College of Law	LC 2000*
Office of the Dean	
College of Medicine and Life Sciences	MLB 213**
Office of the Dean	
College of Natural Sciences and Mathematics	WO 2246*
Office of the Dean	
College of Nursing	COB 4425**
Office of the Dean	
College of Pharmacy and Pharmaceutical Sciences	HEB 145**
Office of the Dean	
College of Visual and Performing Arts	VA 1290***
Office of the Dean	

\* Main Campus  
\*\* Health Science Campus  
\*\*\* Museum of Art Campus

**FREQUENT CAMPUS DESTINATIONS**

ATM	Concourse
Auditorium	SS
Cafeteria	SS
Center for Competitiveness in the Construction Industry	LR
Facilities & Construction	SS
Finance	LR
VP for Finance	
Accounts Payable	
General Accounting	
Grants Accounting	
Payroll	
Purchasing (Resource Management)	
Treasurer/Financial Reporting	
Food Court	Concourse
Internal Auditor	AS
Labor Management Center	LR
Minority Business Development Ctr.	ET
Northwest State Community College	LR
TECHS (Toledo Early College High School - Toledo Public Schools)	BS
Testing Center	AS
Toledo Excell.	LR
Upward Bound	LR
VIP Room	SS
Workplace Credit Programs	LR

Campus Emergency : Call 911 or Campus Police at 419-530-2600.  
UT's Freshman Call-A-Ride Service is available on Scott Park Campus. Call 419-530-1033 for information.



